

SLIDE OVERVIEW – THE LITURGICAL YEAR TE TAU ME ONA RITENGA TAPU

ADVENT

Year 2 Lesson 2

Print off this slide overview to supplement your planning.

Refer to Teacher's Notes for background information related to the lesson content and suggested Teaching and Learning Experiences on pages 18-19 of the Teacher's book or in the Teacher's material under Lesson Notes on the Lesson Home Page.

If worksheets are used in this lesson these can be printed from PDF files that are available on-line in lesson resources.

Waiting with others



Slide 1 Waiting with others

Use this slide as a focussing strategy to introduce the lesson topic. Read the title together and invite children to share something they know about waiting with others for something special to happen.

Teacher's Notes

Learning Intentions



The children will:

- 1) recall how Mary shared her waiting time with Elizabeth
- 2) name ways people can share times of waiting with family whānau and friends

Slide 2 Learning Intentions

Read through the Learning Intentions with the class and identify some ideas/questions that might be explored in the lesson.

Teacher's Notes

We remember the first people who waited for Jesus to be born, his parents – Mary and Joseph



Mary lived in Nazareth. She was engaged to Joseph. She was chosen by God to be the mother of his son Jesus.



Joseph was a carpenter. He loved Mary and they were going to be married. Joseph was Jesus' foster father.


Slide 3 We remember the first people who waited for Jesus to be born his parents – Mary and Joseph

Adapt Teaching and Learning Experiences 1,2,3,4

Read the text that matched the images and talk about it.

How would Mary and Joseph be feeling as they waited for their new baby?

Teacher's Notes



Teacher's Notes

Slide 4 We remember Joachim and Anne – Jesus' grandparents

Children could ask their grandparents how they were feeling as they waited for their new grandchildren to be born.

Read each sentence and imagine what Joachim and Anne would be talking about in the days before Jesus' birth.



Teacher's Notes

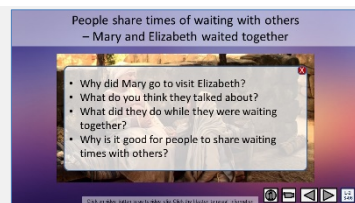
Slide 5 We remember Elizabeth – Mary's cousin

Adapt Teaching and Learning Experiences 6 & 7.

Read the story of the Visitation Luke 1: 39-56.

Read each post it and imagine what sort of person Elizabeth was.

Why do you think she was a good person for Mary to wait with?



Teacher's Notes

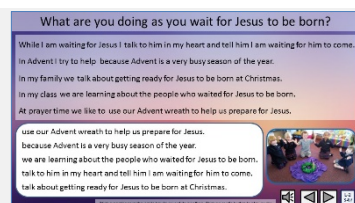
Slide 6 People share times of waiting with others – Mary and Elizabeth waited together

Watch the clip The Visitation 5:06 minutes

<https://www.youtube.com/watch?v=3WLF3cwXfGc>

[Answer the questions on the pop up.](#)

[Make up a question of your own.](#)

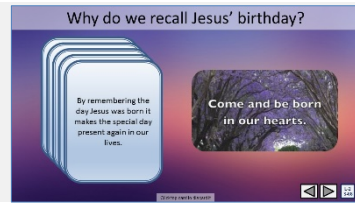


Teacher's Notes

Slide 7 What are you doing as you wait for Jesus to be born?

Read the title and think about it as children read each statement and suggest the correct conclusion to it in the white box. Click on the option to check each one out.

Sing using the MP3 'THE WHOLE WORLD IS WAITING FOR LOVE'

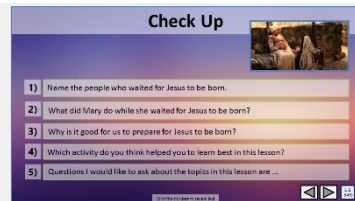


Teacher's Notes

Slide 8 Why do we recall Jesus' birthday?

Read each flip card and talk about what it means.

When all are read ask the children the question in the title.



Recording the children's responses to these items is recommended as it will enable teachers to adjust their learning strategies for future lessons and target the areas that need further attention.

Teacher's Notes


Slide 9 Check Up

This formative assessment strategy will help teachers to identify how well students have achieved the Learning Intentions of the lesson.

Teachers can choose how they use the slide to assess each item.

A worksheet of this slide is available as an option for children to complete.

The last two items are feed forward for the teacher.



Teacher's Notes

Slide 10 Time for Reflection

The MP3 is played to help create a reflective atmosphere and bring the children to stillness and silence as the teacher invites them to *talk to Jesus in their hearts and tell him they are waiting to welcome into their life on his birthday.*