

SLIDE OVERVIEW – TE TAU ME ONA RITENGA TAPU

Season or Feast: Advent

Year 2 Lesson 3

Print off this slide overview to supplement your planning.

Refer to Teacher's Notes for background information related to the lesson content and suggested Teaching and Learning Experiences in the Teacher's book or in the Teacher's material under Lesson Notes on the Lesson Home Page.

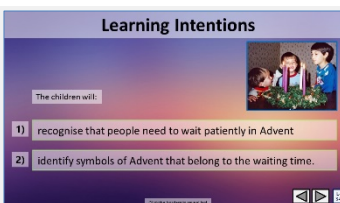
If worksheets are used in this lesson these can be printed from PDF files that are available on-line in lesson resources.



Teacher's Notes

Slide 1 Advent is a time for family whānau to prepare for Christmas

Use this slide as a focussing strategy to introduce the lesson topic. Read the title together and invite children to share something they know about the symbols that belong to the waiting time of Advent.



Teacher's Notes

Slide 2 Learning Intentions

Read through the Learning Intentions with the class and identify some ideas/questions that might be explored in the lesson.

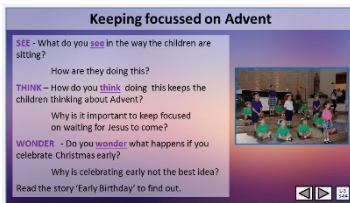


Teacher's Notes

Slide 3 Waiting on the outside and preparing on the inside

Explain to children the difference between waiting and getting ready on the outside using candles, colours and songs to remind us that we are waiting for Jesus to be born and waiting on the inside in our hearts for Jesus.

Read and talk about the bullet points on both reveals and decide how we can remind each other to prepare for Jesus in our hearts.



Slide 4 Keeping focused on Advent

Use the SEE, THINK, WONDER strategy to help children stay focused on Advent. Replicate in the class how the children are sitting in the image in the slide in the Advent wreath formation and use this to remind children about Advent.

Read the story 'Early Birthday' on the Teacher Resource p16 or on the lesson home page and make copies of the Teacher Resource The Advent Wreath p17 for children to colour and share with their family whanau.


Teacher's Notes



Slide 5 Patiently waiting in Advent prepares us for a great Christmas celebration

Read each post it note and talk about what it is saying. Explain to children that when we prepare well for something it always works out better. Children share experiences of this at home and at school. Talk at home about waiting patiently for Jesus to be born

Teacher's Notes




Slide 6 Enjoying Advent symbols and colours before Christmas

Read the sentence Find each word in the sentence beside the matrix and highlight it there and in the Word Find. Children complete the worksheet and check it on the screen. Sing using the MP3 'Advent song.'

Remind your family about the colour and symbols of Advent and how you are preparing at home for Jesus to come.

Teacher's Notes



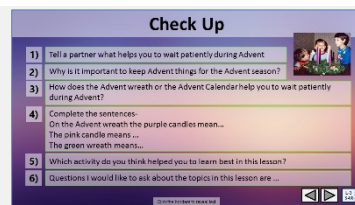
Slide 7 An Advent Quiz

Look closely at the image and explain what the children are doing. Children complete the worksheet and mark it together. Children share 3 things they have learnt about the Advent season.

Answers

- 1) YES, 2) NO, 3) YES, 4) NO, 5) YES, 6) YES, 7) NO, 8) YES, 9) NO, 10) YES,

Teacher's Notes



Slide 8 Check Up

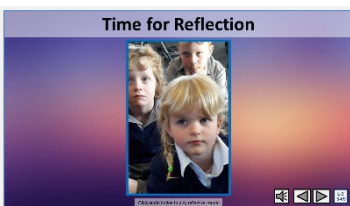
This formative assessment strategy will help teachers to identify how well children have achieved the Learning Intentions of the lesson. Teachers can choose how they use the slide in their range of assessment options.

A worksheet of this slide is available for children in Years 5-8 to complete.

The last two items are feed forward for the teacher.

Recording the children's responses to these items is recommended as it will enable teachers to adjust their learning strategies for future lessons and target the areas that need further attention.

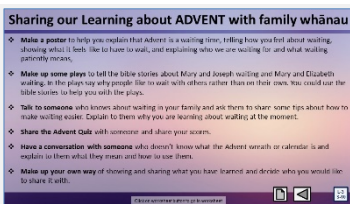
Teacher's Notes



Slide 9 Time for Reflection

The MP3 is played to help create a reflective atmosphere and bring the children to stillness and silence as the teacher invites them to *recall talking about preparing their heart for Jesus' coming (see Slide 3)- by talking to Jesus, having a quiet time with Jesus and keeping their hearts open to meet Jesus in a new way in Advent.*

Teacher's Notes



Slide 10 Sharing our Learning about ADVENT with family whānau

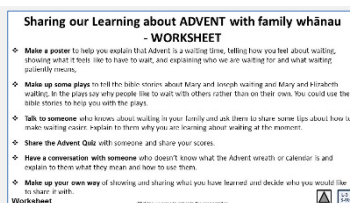
This slide provides some choices for children to show and share what they have learned. Examples could be photographed as evidence of children's learning. You may like to put a copy of the **Sharing our Learning** page in children's RE Learning Journals. You could talk through the choices using the slide and let children make their choice from their own copy.

Children could work on their choice at school and/or at home and you may like to set a day for sharing.

Please let parents and whānau know what you expect them to do with this.

The slide is focussed on Achievement Objective **for Year 2 Advent** which is covered in Lessons **1,2,3 Year AO)** Children will be able to: identify aspects of waiting, and relate these to the Advent season.

Teacher's Notes



Slide 10 Sharing our Learning about ADVENT with family whānau -WORKSHEET

This worksheet relates to slide 10


Teacher's Notes

Enjoying Advent symbols and colours before Christmas - WORKSHEET

Name _____ Date _____

A	P	C	A	H	S	F	W	=	V
R	P	A	I	J	L	N	I	L	Y
L	R	L	A	D	Y	U	H	G	C
M	I	F	S	H	S	S	A	P	N
I	W	E	I	S	V	C	T	I	L
N	A	F	C	K	N	E	M	I	U
D	I	O	G	Y	I	S	D	I	U
S	T	R	M	T	I	T	A	N	R
A	D	V	E	N	T	I	V	G	T
P	U	R	F	L	E	N	L	E	D

Purple is a getting ready colour that is why we use it in Advent because it reminds us to wait patiently for Jesus to come



Worksheet © 2015 by Mrs. Sarah Jones

Slide 6 Enjoying Advent symbols and colours before Christmas -WORKSHEET

This worksheet relates to slide 6

Teacher's Notes

OUR ADVENT QUIZ

Name _____ Date _____

- 1) Reading the stories about Mary, Joseph and Elizabeth in Advent is helpful for us. YES/ NO
- 2) The Advent wreath has 6 yellow candles. YES/ NO
- 3) An Advent Calendar is a useful way to count off the days in Advent. YES/ NO
- 4) Advent lasts 6 weeks and most of it is in December. YES/ NO
- 5) At Christmas we wait like Mary and Joseph waited for Jesus to be born. YES/ NO
- 6) Advent is a time to talk to Jesus in our hearts and thank him for coming. YES/ NO
- 7) The pink candle on the wreath reminds us that Christmas is here. YES/ NO
- 8) We eat Christmas treats now in Advent, until it is Christmas day. YES/ NO
- 9) Advent comes after Easter on the liturgical calendar. YES/ NO
- 10) Advent is a time to prepare our hearts to celebrate. YES/ NO

How is your score?

10 Excellent	9 7 Very good	6 4 Good
--------------	---------------	----------

Worksheet Below 4 – find a friend to help you learn more about ADVENT © 2015 by Mrs. Sarah Jones

Slide 7 Our Advent Quiz WORKSHEET

This worksheet relates to slide 7

Teacher's Notes