

## SLIDE OVERVIEW – TE TAU ME ONA RITENGA TAPU

Season or Feast: Advent

Year 6 Lesson 02

Print off this slide overview to supplement your planning.

Refer to Teacher's Notes for background information related to the lesson content and suggested Teaching and Learning Experiences in the Teacher's book or in the Teacher's material under Lesson Notes on the Lesson Home Page.

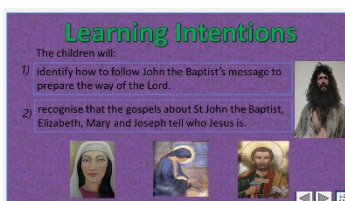
If worksheets are used in this lesson these can be printed from PDF files that are available on-line in lesson resources.



### Slide 1 The people who prepared the way for the Messiah

Use this slide as a focussing strategy to introduce the lesson topic. Read the title together and invite children to share something they know about the people who prepared the way for the Messiah – their names and their relationship to him.

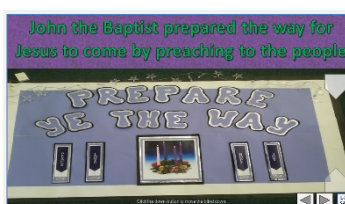
Teacher's Notes



### Slide 2 Learning Outcomes

Read through the Learning Intentions with the class and identify some ideas/questions that might be explored in the lesson.

Teacher's Notes



### Slide 3 John the Baptist prepared the way for Jesus to come by preaching to the people


Brainstorm what you know about John the Baptist – the sort of person he was, where he lived and what he did to prepare the way for the Messiah.

Discuss each reveal and lead children to describe John the Baptist's role in preparing the way for Jesus.

Imagine how it felt for John realising that his cousin, the boy he played with as a child, was the Messiah, the person who was awaited for thousands of years, the man who would change human history.

Share your imaginings.

Teacher's Notes



**Slide 4 How can we prepare the way of the Lord in our lives today?**

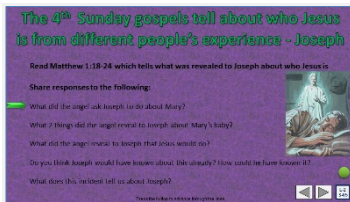
Sing using the MP3 'Prepare the Way'

Class work through the Q & As on the screen and then record their own questions and answers on the worksheet.

Share examples of their Q & As in small groups.

What appeals to you about John the Baptist who was the last prophet of a long line who went before him? Research what happened to him.

Teacher's Notes



**Slide 5 The 4<sup>th</sup> Sunday gospels tell about who Jesus is from different people's experience - Joseph**

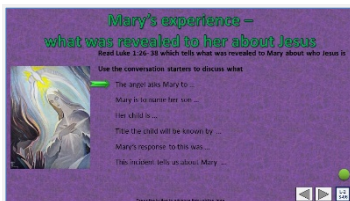
Notice how the gospels used in Advent tell the stories about how the people who prepared for Jesus were being prepared themselves by being told things about him before he came – God often spoke to people through dreams and angels as messengers.

Share one thing you know about Joseph.

Listen to Matthew 1:18-24 and keep in mind all that you know already about him including the role God had in mind for him and the way God spoke to him in dreams – can you recall another example of this. (Matthew 2:13-15)

Use the green pointer to work through the questions.

Teacher's Notes



**Slide 6 Mary's experience – what was revealed to her about Jesus**

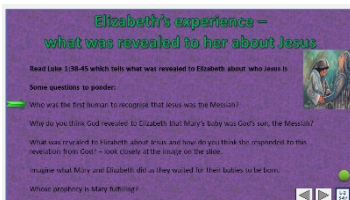
Share one thing you know about Mary.

Listen to Luke 1:26-38 and take note of what was revealed to Mary about Jesus by the angel.

Work in small groups and use the green pointer to work through the conversation starters.

Imagine Mary's feelings after this incident - what do you think she would do?

Teacher's Notes



**Slide 7 Elizabeth's experience – what was revealed to her about Jesus**

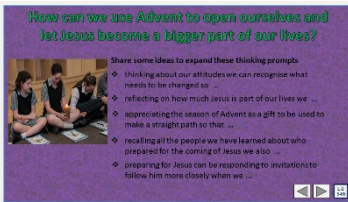
Share one thing you know about Mary.

Listen to Luke 1:38-45 and imagine this meeting of an older and younger woman, both pregnant and becoming aware of what the unborn Messiah would be like.

Work in small groups and use the green pointer and ponder each question.

Share your ponderings especially what was revealed to Elizabeth about Jesus, the Messiah.

Teacher's Notes



### Slide 8 How can we use Advent to open ourselves and let Jesus become a bigger part of our lives?

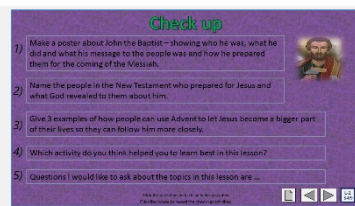
Reflect on the people you have just been learning about who prepared for the coming of Jesus into the world.

Read the slide title question, work in pairs or small groups and use the thinking prompts to help you find some ways you can use the season of

Advent to open yourselves to let Jesus become a bigger part of your life.

This is the real purpose of Advent and why the Church sets this season apart to allow people time to prepare for Christmas.

Teacher's Notes



### Slide 9 Check Up

This formative assessment strategy will help teachers to identify how well children have achieved the Learning Intentions of the lesson.

Teachers can choose how they use the slide in their range of assessment options.

A worksheet of this slide is available for children in Years 5-8 to complete.

The last two items are feed forward for the teacher.

Recording the children's responses to these items is recommended as it will enable teachers to adjust their learning strategies for future lessons and target the areas that need further attention.


Teacher's Notes



### Slide 10 Time for Reflection

The MP3 is played to help create a reflective atmosphere and bring the children to stillness and silence as the teacher invites them to *make plans to really spend time with Jesus - talking to him about your life, what you need to change, what you struggle with and what you value most about having him as a friend to talk to especially when things are hard. Think about all the people who prepared for his coming and how you can do that during this Advent.*

Teacher's Notes



### Slide 11 Sharing our Learning about Advent with family whānau

This slide provides some choices for children to show and share what they have learned. Examples could be photographed as evidence of children's learning.

You may like to put a copy of the **Sharing our Learning** page in children's RE Learning Journals. You could talk through the choices using the slide and let

children make their choice from their own copy.

Teacher's Notes

**How can we prepare the way of the Lord in our lives today?**

Write a Question or an Answer

1) Ask the Bishop how we should prepare for the celebration of the Feast of the Epiphany and in the Lord's Year.

2) Ask the Bishop a question or an answer for the preparation of the people who had turned away from God - the way to the Lord's Year.

3) Ask the Bishop how we should prepare for the celebration of the Feast of the Epiphany and in the Lord's Year.

4) Ask the Bishop how we should prepare for the celebration of the Feast of the Epiphany and in the Lord's Year.

5) Ask the Bishop how we should prepare for the celebration of the Feast of the Epiphany and in the Lord's Year.

Worksheet

**Slide 4 How can we prepare the way of the Lord in our lives today? WORKSHEET**  
 This worksheet relates to slide 4

Teacher's Notes

**Check up**

Name: \_\_\_\_\_ Date: \_\_\_\_\_

1) Write a question about the message of the Epiphany and how we should prepare for the celebration of the Feast of the Epiphany.

2) Write a question about the message of the Epiphany and how we should prepare for the celebration of the Feast of the Epiphany.

3) Write a question about the message of the Epiphany and how we should prepare for the celebration of the Feast of the Epiphany.

Worksheet

**Slide 9 Check up WORKSHEET**  
 This worksheet relates to slide 9

Teacher's Notes

**Sharing our learning**

Name: \_\_\_\_\_ Date: \_\_\_\_\_

1) Write a question about the message of the Epiphany and how we should prepare for the celebration of the Feast of the Epiphany.

2) Write a question about the message of the Epiphany and how we should prepare for the celebration of the Feast of the Epiphany.

3) Write a question about the message of the Epiphany and how we should prepare for the celebration of the Feast of the Epiphany.

Worksheet

**Slide 11 Sharing our Learning about Advent with family whānau WORKSHEET**  
 This worksheet relates to slide 11

Teacher's Notes