

## SLIDE OVERVIEW – TE TAU ME ONA RITENGA TAPU

### Season or Feast: Advent

#### Year 7 Lesson 1

Print off this slide overview to supplement your planning.

Refer to Teacher's Notes for background information related to the lesson content and suggested Teaching and Learning Experiences in the Teacher's book or in the Teacher's material under Lesson Notes on the Lesson Home Page.

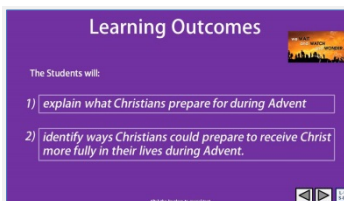
If worksheets are used in this lesson these can be printed from PDF files that are available on-line in lesson resources.



Teacher's Notes

#### Slide 1 The Message of Advent

Use this slide as a focussing strategy to introduce the lesson topic. Read the title together and invite students to share something they know about the key message and purpose of the season of Advent.



Teacher's Notes

#### Slide 2 Learning Outcomes

Read through the Learning Intentions with the class and identify some ideas/questions that might be explored in the lesson.



Teacher's Notes

#### Slide 3 The place of Advent in the Liturgical Year

Look closely at the Advent Calendar.

Respond to each item on the pop up.

What questions do you have about Advent?

Adapt Teaching and Learning Experiences 2 & 3



Teacher's Notes

#### Slide 4 The vestments priests wear at Mass reflect the colour of the feast or Liturgical Season

Adapt Teaching and Learning Experience 1

Students discuss and complete the sentences and answer the question on the Worksheet which needs to be printed in colour.




### Slide 5 The message of Advent

Read each post it note and ask yourself how these ideas about Advent apply to your life.

Complete the worksheets in pairs or groups and share your responses.

Teacher's Notes



### Slide 6 Thomas Merton

Share the information about Thomas Merton.

Read the quote from Thomas Merton and discuss its meaning.

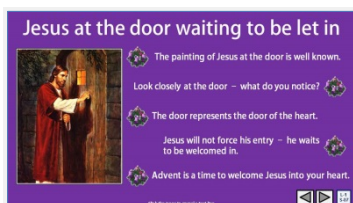
Use the questions on the left to reflect on your own response and readiness for the coming of Christ.

Watch the clip [https://www.youtube.com/watch?v=vqtvB0\\_MqEM](https://www.youtube.com/watch?v=vqtvB0_MqEM)

Pray Thomas Merton's prayer with Father Horan at class prayer time. (1:26 minutes)

Listen to the words of the prayer and relate them to yourself.

Teacher's Notes



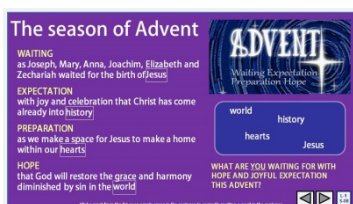
### Slide 7 Jesus at the door waiting to be let in

Adapt Teaching and Learning Experience 5

There is no handle on the outside of the door.

Alternatively refer to Teacher Resource on p13 Teacher's book or the Lesson home page.

Teacher's Notes

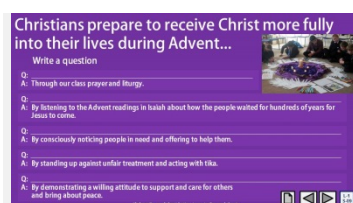


### Slide 8 The season of Advent

Read each statement and click on a word to complete the cloze activity.

Share your responses to the question.

Teacher's Notes



### Slide 9 Christians prepare to receive Christ more fully into their lives during Advent...

Read the answer and construct a question to match.

Suggest some other ways Christians of your age can prepare to receive Christ more fully into their lives during Advent.

Teacher's Notes



### Slide 10 Check Up

This formative assessment strategy will help teachers to identify how well students have achieved the Learning Intentions of the lesson.

Teachers can choose how they use the slide in their range of assessment options.

A worksheet of this slide is available for students in Years 5-8 to complete.

The last two items are feed forward for the teacher.

Recording the students' responses to these items is recommended as it will enable teachers to adjust their learning strategies for future lessons and target the areas that need further attention.

Teacher's Notes



### Slide 11 Time for Reflection

The MP3 is played to help create a reflective atmosphere and bring the young people to stillness and silence as the teacher invites them to *reflect on how they could make a greater effort to let Jesus come into their lives more fully during Advent through prayer and kindness.*

Original Student's Activities available on lesson home page

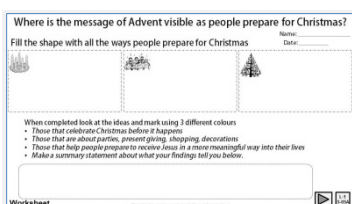
Teacher's Notes



### Slide 4 The vestments priests wear at Mass reflect the colour of the feast or Liturgical Season WORKSHEET

This worksheet relates to slide 4

Teacher's Notes



### Slide 5A The message of Advent WORKSHEET

This worksheet relates to slide 5

Teacher's Notes



### Slide 5B The message of Advent WORKSHEET

This worksheet relates to slide 5

Teacher's Notes

**Christians prepare to receive Christ more fully into their lives during Advent...**

Name: \_\_\_\_\_ Date: \_\_\_\_\_

Write a question

Q: \_\_\_\_\_

A: Through our class prayer and liturgy

Q: \_\_\_\_\_

A: By listening to the Advent readings in Isaiah about how the people waited for hundreds of years for Jesus to come.

Q: \_\_\_\_\_

A: By consciously noticing people in need and offering to help them.

Q: \_\_\_\_\_

A: By standing up against unfair treatment and acting with kindness.

Q: \_\_\_\_\_

A: By demonstrating a willing attitude to support and care for others and living about peace.

**Worksheet**

©2019 by up grade, all rights reserved

**Slide 9 Christians prepare to receive Christ more fully into their lives during Advent... WORKSHEET**

This worksheet relates to slide 9

Teacher's Notes

**Check up**

Name: \_\_\_\_\_ Date: \_\_\_\_\_

**1) Identify the challenges of using the season of Advent to live its message in the midst of preparations for Christmas, finishing the school and working year and making holiday plans.**  
Write 2 tips to help people focus on using Advent for its rightful purpose.

**2) Recall the challenge of Thomas Merton's words about how we receive and respond to the coming of Jesus and go forth and meet him in our lives. (Slide 6)**  
Write a short response.

**3) Name 3 ways young people of your age can show you are taking Advent seriously by your attitude and actions towards others.**

**4) Which activity do you think helped you to learn best in this lesson?**

**5) Questions I would like to ask about the topics in this lesson are ...**

**Worksheet**

©2019 by up grade, all rights reserved

**Slide 10 Check Up WORKSHEET**

This worksheet relates to slide 10

Teacher's Notes