

SLIDE OVERVIEW – TE TAU ME ONA RITENGA TAPU

Season: ADVENT

Year 8 Lesson 2

Print off this slide overview to supplement your planning.

Refer to Teacher's Notes for background information related to the lesson content and suggested Teaching and Learning Experiences in the Teacher's book or in the Teacher's material under Lesson Notes on the Lesson Home Page.

If worksheets are used in this lesson these can be printed from PDF files that are available on-line in lesson resources.

Advent – Preparing for Christ to come again



Slide 1 Advent – Preparing for Christ to come again

Use this slide as a focussing strategy to introduce the lesson topic. Read the title together and invite students to share something they know about Christ's second coming and how Christians can live in preparation for it.

Teacher's Notes

Learning Outcomes



The students will:

- 1) recognise that Advent is a time of preparing for Christ's Second Coming
- 2) explain how some of the Old Testament readings for Advent describe the fullness of God's Kingdom or reign of God Te Tino Rangatiratanga
- 3) explain how Christians can live in preparation for Christ's Second Coming.



Slide 2 Learning Outcomes

Read through the Learning Intentions with the class and identify some ideas/questions that might be explored in the lesson.

Teacher's Notes

Advent is a time to recall the first coming of Jesus and to recognise how he comes now

- What do you recall about the first coming of Jesus into the world?
- What do you know about the ways Jesus is in our world now?
- What do you know about when Jesus will come into the world again at his Second Coming?



Slide 3 Advent is a time to recall the first coming of Jesus and to recognise how he comes now

Adapt Teaching and Learning Experience 1

Discuss with students the 3 themes of Advent –1) preparing for the historical event of the birth of Jesus, 2) preparing to meet the Christ in Liturgical celebrations now, 3) preparing to meet Christ at his second coming when he comes to bring about the fullness of the Kingdom of God.

Use the questions on the pop up to stimulate students' thinking.

Teacher's Notes

Advent reminds people that Christ's first and second coming are linked

- 1) Christ's first and second coming...
...are inseparably linked
- 2) Jesus first came into the world to build God's...
...kingdom of justice, peace and love
- 3) Christ's second coming will...
...complete God's kingdom that Jesus came to establish
...on earth through his loving service to others
- 4) Now the Church continues to help build God's reign...
...on earth through its loving service to others
- 5) The Church waits in hope for Jesus to...
...come again at the end of time and fulfil God's kingdom

A ...complete God's kingdom that Jesus came to establish
B ...are inseparably linked
C ...come again at the end of time and fulfil God's kingdom
D ...kingdom of justice, peace and love
E ...on earth through his loving service to others

Slide 4 Advent reminds people that Christ's first and second coming are linked

Discuss each statement with students and let them suggest the correct statement from A to E to complete the sentence. Use the floaters to check. Students explain the connection between Christ's first and second coming. Answers 1) B, 2) D, 3) A, 4) E, 5) C Adapt Teaching and Learning Experience 1

Teacher's Notes

The prophets of the Old Testament called the people to conversion and to prepare for the coming of the fullness of God's Kingdom
Te Tino Rangatiratanga

What do you know about their role in establishing God's kingdom and bringing it to completion?
What part did the Old Testament prophets play in Jesus' coming to establish God's kingdom?

Write a question or an answer

Q1: The Old Testament prophets preached to the people that Christ would come again to bring God's kingdom that he started to complete, but as it was not known when this would happen, the people needed to stay alert, turn away from sin and be ready for Christ to come.
Q2: The messages of the prophets that described God's kingdom filled the people with hope that they could live in peace, harmony and forgiveness forever with God.

Slide 5A The prophets of the Old Testament called the people to conversion and to prepare for the coming of the fullness of God's Kingdom Te Tino Rangatiratanga

Use the readings on the Teacher Resource, Teacher's book p14 or on the Lesson home page, for class prayer during Advent and draw the students' attention to how the prophets describe the fullness of God's Kingdom after

Christ's Second Coming.

Adapt Teaching and Learning Experience 2

Continued on the next slide

Teacher's Notes

The prophets of the Old Testament called the people to conversion and to prepare for the coming of the fullness of God's Kingdom
Te Tino Rangatiratanga

Write a question or an answer

Q3: Why did the prophets talk to the people about conversion and remind them to change their ways?
Q4: Why do the Scripture readings in Advent include the readings from the Old Testament prophets?
Q5: Before God's kingdom comes there will be a day of judgement when all people will be judged on how they lived on earth and only those who lived according to God's law will enter God's kingdom.
Q6: Advent is the time set aside in the Church's year for people to reflect on how they are living and put things right in their lives so they will be ready for Christ's Second Coming and the beginning of being in God's kingdom forever.

Slide 5B The prophets of the Old Testament called the people to conversion and to prepare for the coming of the fullness of God's Kingdom Te Tino Rangatiratanga

Work through the Q&As on Slides 5A & 5B and record them on worksheets. Use the readings on the Teacher Resource for class prayer during Advent and draw the students' attention to how the prophets describe the fullness of

God's Kingdom after Christ's Second Coming.

Adapt Teaching and Learning Experience 2

Teacher's Notes

How the New Testament writers describe Christ's Second Coming

St Matthew records Jesus' words in his gospel: "The sun will be darkened and the moon will not give its light, the stars will fall from heaven and the power of heaven will be shaken. Then the signs of the Son of Man will appear in the clouds of heaven and they will see the Son of Man coming in the clouds of heaven with power and great glory. And he will send out his angels with a loud trumpet call and they will gather his elect from the four winds."

Matthew 24:29-31

St Luke records Jesus' words in his gospel: "There will be signs in the sun, the moon and the stars and on the earth distress among nations, confused by the roaring of the sea and the waves. People will faint from fear and foreboding of what is coming upon the world, for the powers of heaven will be shaken. Then they will see the Son of Man coming in a cloud with power and great glory. Now when these things begin to take place, stand up and raise your heads because your redemption is drawing near."

Luke 21:25-28


Slide 6A How the New Testament writers describe Christ's Second Coming

Read what Matthew and Luke wrote in their gospels about Christ's second coming.

Going on what these gospels tell us what the day of Christ's second coming will be like. Discuss this in groups.

Continued on the next slide

Teacher's Notes



Slide 6B How the New Testament writers describe Christ's Second Coming
 Read what John wrote in the Book of Revelation and Luke's description in the Acts. Each student makes a statement to describe Christ's second coming. Respond to the statement below the images.

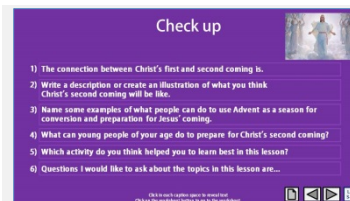
Teacher's Notes



Slide 7 What people can do now to prepare for Christ's Second Coming
 Read the slide title and think about this idea. Then read post it note in pairs and think about how you can remind yourself about preparing for Christ's second coming. Keep in mind some ideas to help you do this especially in Advent as this is the season the Church sets aside for people to focus on this. Adapt Teaching and Learning Experience 5

Sing using the MP3 'Watch Out, Wake Up'

Teacher's Notes



Slide 8 Check Up
 This formative assessment strategy will help teachers to identify how well students have achieved the Learning Intentions of the lesson. Teachers can choose how they use the slide in their range of assessment options. A worksheet of this slide is available for students in Years 5-8 to complete.

The last two items are feed forward for the teacher. Recording the students' responses to these items is recommended as it will enable teachers to adjust their learning strategies for future lessons and target the areas that need further attention.

Teacher's Notes



Slide 9 Time for Reflection
 The MP3 is played to help create a reflective atmosphere and bring the young people to stillness and silence as the teacher invites them to *reflect on how well they are living their life, what will happen at the end of time when Christ will come again as the Scripture tells and to use Advent to recognise any selfish attitudes and behaviours that they may need to turn away from.*

Teacher's Notes

Sharing our Learning about ADVENT with family whānau

- Create a Power Point using the photographs of the dramatic presentations from Slide 7-12 and create a reflective display to increase people's awareness of how Jesus comes to people now through the words, images, music and symbols that are part of a liturgy. Use the power point as part of an Advent liturgy to share with your school. Include links to Christ's first and second coming.
- Imagine someone has asked you what the links are between Christ's coming at Christmas or an historical event, how Christ comes into our lives now and Christ's second coming at the end of time. Make a triptych and use it to explain how these are all part of the same connection. Share your triptych with people at home and at school and say how this connects to celebrating the season of Advent.
- Set up a small group discussion to share how people experience Christ's coming now through celebrating the liturgy. Invite people to share experiences of liturgy where they have been aware of Christ's presence in the celebration in different ways. Invite people that this is how Christ comes into the world every day. Retell the story of Christ's first and second coming.

Slide 10A Sharing our Learning about ADVENT with family whānau

This slide provides some choices for children to show and share what they have learned. Examples could be photographed as evidence of children's learning.

You may like to put a copy of the Sharing our Learning page in children's RE Learning Journals. You could talk through the choices using the slide and let children make their choice from their own copy.

Children could work on their choice at school and/or at home and you may like to set a day for sharing. Please let parents and whānau know what you expect them to do with this.

The slide is focussed on Year 8 Achievement Objective which is covered in Lessons 1-2

ADVENT Year 8 AO Children will be able to: develop an understanding of Christ's coming as a real event in history, as Christ's coming now in the Church through the liturgy to help people grow in his likeness and that Christ will come again in the Second Coming.

Continued on the next slide

Teacher's Notes

Sharing our Learning about ADVENT with family whānau

- Make a publicity flyer to draw people's attention to the purpose of the season of Advent. Paint out the importance of this time for conversion - to recognise things in your life that need to change - suggest some ideas to help people change any negative attitudes they have. Include images of the symbols for Advent on the flyer and suggest people use them to keep them focussed on using the 4 weeks to prepare well for the coming of Christ. Distribute the flyers to people who can use them.
- Create art works of Christ's second coming to display in the school or church foyer. Include the Scripture references: Matthew 24:29-31, Luke 21:25-28, Revelation 1:7, Acts 1:11
- Compose a rap to share about using the season of Advent to grow aware of Jesus - suggestions: reflecting on what needs 'conversion' - turning away from sin in your life, responding positively to requests for help at home and at school, opening your heart to Jesus in your friendship with him grows as Christmas approaches, taking part in liturgies that mark the season.
- Make up your own way of showing and sharing what you have learned and decide with whom you would like to share it.

Slide 10B Sharing our Learning about ADVENT with family whānau

This slide provides some choices for children to show and share what they have learned. Examples could be photographed as evidence of children's learning.

You may like to put a copy of the Sharing our Learning page in children's RE Learning Journals. You could talk through the choices using the slide and let children make their choice from their own copy.

Children could work on their choice at school and/or at home and you may like to set a day for sharing. Please let parents and whānau know what you expect them to do with this.

The slide is focussed on Year 8 Achievement Objective which is covered in Lessons 1-2

Year 8 AO Children will be able to: develop an understanding of Christ's coming as a real event in history, as Christ's coming now in the Church through the liturgy to help people grow in his likeness and that Christ will come again in the Second Coming.

Teacher's Notes

The prophets of the Old Testament called the people to conversion and to prepare for the coming of the fullness of God's Kingdom Te Tino Rangiratanga

Name: _____ Date: _____

Write a question on an answer

Q1: The Old Testament prophets predicted the people that Christ would come again as King of the Jews. Explain how the prophets predicted that Christ would come again as King of the Jews. (2 marks)

Q2: The message of the prophets that described God's kingdom was that they would live in peace, harmony and the presence of God. (2 marks)

Q3: Why did the prophets call the people to conversion and repentance? (2 marks)

Q4: Why do the Scripture readings in Advent include the readings from the Old Testament prophets? (2 marks)

Q5: How do the Scripture readings in Advent include the readings from the Old Testament prophets? (2 marks)

Q6: How do the Scripture readings in Advent include the readings from the Old Testament prophets? (2 marks)

Q7: How do the Scripture readings in Advent include the readings from the Old Testament prophets? (2 marks)

Q8: How do the Scripture readings in Advent include the readings from the Old Testament prophets? (2 marks)

Q9: How do the Scripture readings in Advent include the readings from the Old Testament prophets? (2 marks)

Q10: How do the Scripture readings in Advent include the readings from the Old Testament prophets? (2 marks)

Worksheet

Slide 5 The prophets of the Old Testament called the people to conversion and to prepare for the coming of the fullness of God's Kingdom Te Tino Rangiratanga WORKSHEET

This worksheet relates to slide 5A & B


Teacher's Notes



Slide 6 How the New Testament writers describe Christ's Second Coming WORKSHEET

This worksheet relates to slide 6A & B


Teacher's Notes



Slide 8 Check up WORKSHEET

This worksheet relates to slide 8

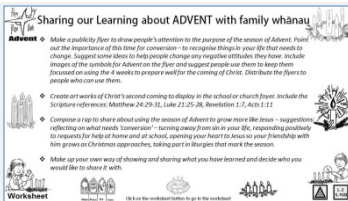
Teacher's Notes



Slide 10A Sharing our Learning about ADVENT with family whānau WORKSHEET

This worksheet relates to slide 10A

Teacher's Notes



Slide 10B Sharing our Learning about ADVENT with family whānau WORKSHEET

This worksheet relates to slide 10B

Teacher's Notes