

SLIDE OVERVIEW – THE LITURGICAL YEAR TE TAU ONA RITENGA TAPU

The Feast of ALL SOULS

Level 3 - Year 5&6 - Resource 1

Print off this slide overview to supplement your planning.

Refer to Teacher's Notes for background information related to the resource content and suggested Teaching and Learning Experiences in the Teacher's book or in the Teacher's material under Resource Notes on the Resource Home Page.

If worksheets are used in this resource these can be printed from PDF files that are available on-line in the (Lesson) Resource Documents.

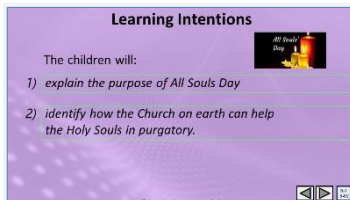


Slide 1 All Souls Day

Use this slide as a focussing strategy to introduce the resource topic. Read the title together and invite children to share something they know about All Souls Day and how Catholics celebrate it.

Create a class prayer focus to bring this feast into children's minds: read Luke 23:39-43 in class prayer this week, encourage children to focus their prayer on the holy souls, sing 'Jesus remember me', ask children to make a list at home of family whānau who have died and each day read out some names from it to bring to God during prayer.

Teacher's Notes



Slide 2 Learning Outcomes

Read through the Learning Intentions with the class and identify some ideas/questions that might be explored in the resource.

Teacher's Notes



Slide 3 What is the purpose of All Souls day?

Note – All Souls day used to be called Holy Souls day.

Read each post it and use the information as conversation starters about All Souls day, what it is and why we have it, and who the Holy Soul are.

Ask children if they know someone who might be a Holy Soul.

Teacher's Notes

When is All Souls Day celebrated?

The annual celebration of All Souls Day is held on 2 November - if it falls on Sunday it is moved to Monday, November 3. It is one of the feasts that occurs in Ordinary Time. Ask someone in your family whānau to tell you about how they celebrated All Souls Day when they were young.

All Souls Day is one of the three feasts days of All (follow 'Tide' (an old word meaning 'tide') which includes Halloween (31 October) and All Saints Day (1 November).

Which feast is your favourite day in All-Hallow-Tide? Why?

Catholic custom is to pray for the living and those who have died every day but especially on November 2nd as it is the day when the prayer of the Church focuses on helping the souls of the people who are waiting to enter heaven.

This All Souls Day think of a person you have known and loved that you could pray for - share their name and who they were with a partner.



Teacher's Notes

Slide 4A When is All Souls Day celebrated?

Adapt Teaching and Learning Experience 2.
Read and respond to each revealed text block.

When is All Souls Day celebrated?

All Souls Day is at the start of November and this whole month is dedicated to prayer for the souls who are getting ready to be with God. During this time the prayer of the people was heard from when they were on earth to helping them to enter heaven to be with God.

Think about how you can use all the days of November to help people to enter into God's presence.

All Souls Day is a good day to learn something about what happens after death from what Jesus said to the good thief when they were hanging on the cross.

Read the story in Luke 23:39-43 and talk about what the good thief was asking for and why.

Make a fridge magnet to remind your family to pray for the souls of your family whānau members and friends who have died.



Teacher's Notes

Slide 4B When is All Souls Day celebrated?

In pairs share 5 things you know about All Souls Day.
Sing using the MP3 'Jesus Remember Me'.
Make a fridge magnet to remind your family to pray this month for the souls of your family whānau and friends who have died.

What can people do to celebrate All Souls Day?

- The best way to celebrate All Souls and pray for them is to participate in a special Mass for them.
- You can visit the church and ask God to bring the souls in purgatory to be with God in heaven.
- Your family can make a list of people they can pray for and tell stories about them and tell God all the ways they loved you.

Bring the souls in purgatory to be with God in heaven, and tell stories about them and tell God all the ways they loved you, for them to participate in a special Mass for them.



Teacher's Notes


Slide 5A What can people do to celebrate All Souls Day?

Adapt Teaching and Learning Experience 3
Read each sentence and select the correct statement to complete it.
Check it with the floater.

What can people do to celebrate All Souls Day?

- Families can visit the graves of their relations and friends and ask God to hear them when they say "I think I am ready for heaven".
- Make a list of the names of people in your family whānau and put them in the All Souls box to be remembered at Mass all through November.
- Remember to focus your own prayer on All Souls in November as this is the special time the Church prays for them, and ask God to hear them when they say "I think I am ready for heaven".

Remember as this is the special time the Church prays for them, in the All Souls box to be remembered at Mass all through November.




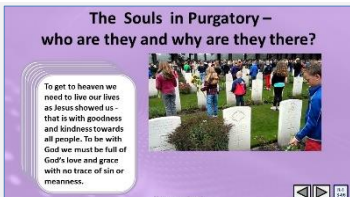
Teacher's Notes

Slide 5B What can people do to celebrate All Souls Day?

Read each sentence and select the correct statement to complete it.
Check it with the floater.

The Souls in Purgatory – who are they and why are they there?

To get to heaven we need to live our lives as Jesus showed us - that is with goodness and kindness towards all people. To be with God we must be full of God's love and grace with no trace of sin or meanness.

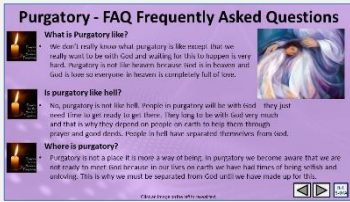



What might God say in reply?

Teacher's Notes

Slide 6 The Souls in Purgatory – who are they and why are they there?

Look at the image and comment on what is happening.
Read through the flip cards and think about what the text is about.
Invite children someone to say what it is saying and encourage questions.
Give children time to wonder about what it would be like for someone to say to God after they die "I am ready to come to you in heaven now".




Slide 7A Purgatory - FAQ Frequently Asked Questions

Read the FAQs and talk about their answers.

Children add any further questions of their own.

Encourage children to accept that there are mysteries in our faith (and purgatory is one of them) that are beyond our understanding at present but will become clear after our lives have ended.

Teacher's Notes



Slide 7B Purgatory - FAQ Frequently Asked Questions

Encourage children to accept that there are mysteries in our faith (and purgatory is one of them) that are beyond our understanding at present but will become clear after our lives have ended.

Encourage children to accept that there are mysteries in our faith (and purgatory is one of them) that are beyond our understanding at present but will become clear after our lives have ended.

Teacher's Notes



Slide 8A How do people on earth connect with the Souls in Purgatory

Encourage children to talk about people in their family whānau and friends who have died and share stories about them and how they lived their lives. Pray for them that they are in heaven with God and all the saints.

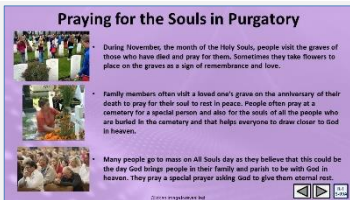
Teacher's Notes



Slide 8B How do people on earth connect with the Souls in Purgatory

Suggest children make their own prayer focus at home with photographs and things that help them remember people they have known and loved.

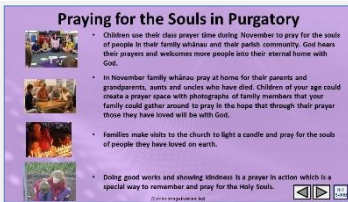
Teacher's Notes



Slide 9A Praying for the Souls in Purgatory

Read each text reveal and after each one invite children to share something that children of their age could do to encourage their family whānau to remember and pray for people who are part of it who have died.

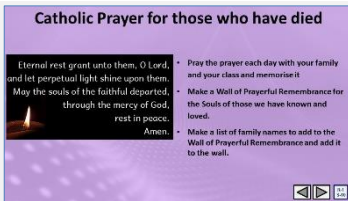
Teacher's Notes



Slide 9B Praying for the Souls in Purgatory

Read each text reveal and after each one invite children to share something children of their age could do to encourage their family whānau to remember and pray for people who are part of it who have died.

Teacher's Notes



Slide 10 Catholic Prayer for those who have died

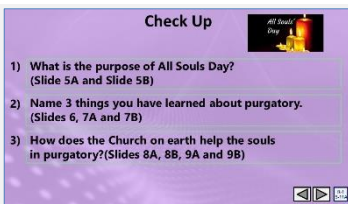
Pray the Prayer for those who have died.

Pray the prayer each day with your family and your class and memorise it
Make a Wall of Prayerful Remembrance for the Souls of those we have known and loved.

Make a list of family names to add to the Wall of Prayerful Remembrance and

add it to the wall.

Teacher's Notes



Slide 11A Check Up

This formative assessment strategy will help teachers to identify how well children have achieved the Learning Intentions of the resource.

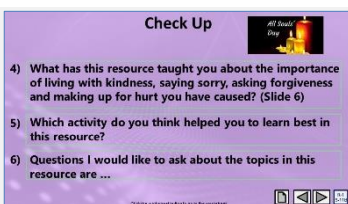
Teachers can choose how they use the slide in their range of assessment options.

A worksheet of this slide is available for children in Years 5-8 to complete.

The last two items are feed forward for the teacher.

Recording the children's responses to these items is recommended as it will enable teachers to adjust their learning strategies for future resources and target the areas that need further attention.

Teacher's Notes



Slide 11B Check Up

Teacher's Notes



Slide 12 Time for Reflection

The MP3 is played to help create a reflective atmosphere and bring the children to stillness and silence as the teacher invites them *to reflect on their life and how well they say sorry and make up for the hurt they have caused. Think about people they have known and loved who have died and what they can do in November to help them come into the glorious presence of God in*

heaven for ever.

Teacher's Notes



Slide 13 Check Up WORKSHEET

This worksheet relates to slide 11.

Teacher's Notes