

SLIDE OVERVIEW – THE LITURGICAL YEAR TE TAU ONA RITENGA TAPU

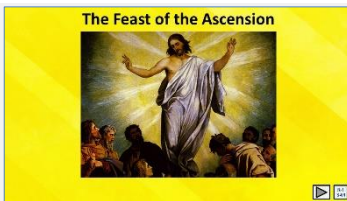
The Feast of the ASCENSION

Year 5 Resource 1

Print off this slide overview to supplement your planning.

Refer to Teacher's Notes for background information related to the resource content and suggested Teaching and Learning Experiences in the Teacher's book or in the Teacher's material under Resource Notes on the Resource Home Page.

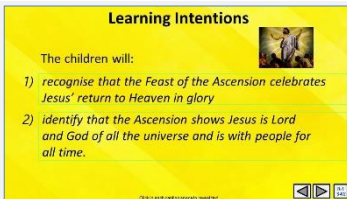
If worksheets are used in this resource these can be printed from PDF files that are available on-line in the (Lesson) Resource Documents.



Slide 1 The Feast of the Ascension

Use this slide as a focussing strategy to introduce the resource topic. Read the title together and invite children to share something they know about the Feast of the Ascension when Jesus returned to his Father in heaven.

Teacher's Notes



Slide 2 Learning Outcomes

Read through the Learning Intentions with the class and identify some ideas/questions that might be explored in the resource.

Teacher's Notes



Slide 3 What colours are used on celebration feast days in the Church?

Adapt Teaching and Learning Experience 1

Remind children that the Ascension is celebrated in Aotearoa New Zealand on the 7th Sunday of Easter.

Use each bullet point to extend children's understanding of the feast and the Liturgical Year.

Teacher's Notes



Slide 4 Share what you recall about the feast of the Ascension

Adapt Teaching and Learning Experience 2.

Acts 1:1-11 is the first reading during the Mass on Ascension day.

Information for responses on Post it notes

In the Apostles' Creed we pray – Jesus ascended into Heaven and is seated at the right hand of the Father.

While Jesus was on earth he was present like all humans in the time and place he was living in.

After the Ascension he became the present to all of heaven and earth.

Jesus had to physically leave the earth so he could enter the glory of heaven and go to be with God.

It also meant he would send the Holy Spirit into the world.

By his Ascension Jesus made it possible for all good people to enter into God's glory forever when they die.

Teacher's Notes



Slide 5 Jesus gave a parting message to his followers

Adapt Teaching and Learning Experiences 2&3.

Watch the clip from the film 'Risen' - Ascension scene 2:20 minutes

<https://www.youtube.com/watch?v=cF2IK-MAicY>

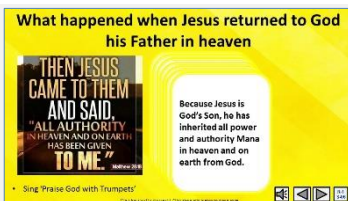
Work through the bullet points.

Note in the clip what the apostles called Jesus.

The Hebrew spelling **Yeshua** (ישוע) appears in some later books of the Hebrew Bible.

Listen to the apostles calling for Jesus Yeshua in the clip - can you imagine how they are feeling?

Teacher's Notes



Slide 6 What happened when Jesus returned to God his Father in heaven?

Use the flip cards to increase children's understanding of the outcomes of Jesus' Ascension. Adapt Teaching and Learning Experience 4.

Ask children what they would like to know more about.

What difference does the Ascension make to people who believe in Jesus?

Encourage children to talk about this with their family.

Adapt Teaching and Learning Experience 5. Sing using the MP3 'Praise God with Trumpets'.

Teacher's Notes

Jesus returned to heaven to prepare a place for all those who follow him on earth

- 1) Before Jesus ascended to heaven, he promised he would be with his followers always.
- 2) When Jesus ascended to heaven in glory, he made it possible for all good people to do the same.
- 3) Because Jesus is Lord and God of the whole universe, he is present everywhere.

He is present everywhere. He promised he would be with his followers always. It is possible for all good people to do the same.



Slide 7A Jesus returned to heaven to prepare a place for all those who follow him on earth

Adapt Teaching and Learning Experience 6.

Children read the statements and decide on the statements that complete them correctly. Check them using the floaters and read them together.

What difference does it make to the way you live knowing that Jesus

promised that all good people will go to heaven after they die?

Teacher's Notes

Jesus returned to heaven to prepare a place for all those who follow him on earth

- 4) Jesus' last words give people hope that they too will enter the glory of God's presence forever.
- 5) Jesus ascended to God after he had completed the work God sent him to do on earth.
- 6) Jesus fulfilled his promise to be with people always by sending his Spirit on all his followers at Pentecost.

By sending his Spirit on all his followers at Pentecost, all enter the glory of God's presence forever. He had completed the work God sent him to do on earth.



Slide 7B Jesus returned to heaven to prepare a place for all those who follow him on earth


Children read the statements and decide on the statements that complete them correctly. Check them using the floaters and read them together.

How do you feel when you think that Jesus has prepared a place for you in heaven when your life comes to an end?

Teacher's Notes

Check Up

- 1) The Ascension is a feast of great celebration for us because ...
- 2) What do Jesus' last words mean to you as one of his followers?
- 3) How do you experience Jesus present everywhere on the earth?
- 4) How would you explain to someone the importance of the feast of Jesus' Ascension?



Slide 8A Check Up

This formative assessment strategy will help teachers to identify how well children have achieved the Learning Intentions of the resource.

Teachers can choose how they use the slide in their range of assessment options.

A worksheet of this slide is available for children in Years 5-8 to complete.


The last two items are feed forward for the teacher.

Recording the children's responses to these items is recommended as it will enable teachers to adjust their learning strategies for future resources and target the areas that need further attention.

Teacher's Notes

Check Up

- 5) What difference does the Ascension event make to your relationship with Jesus?
- 6) Which activity do you think helped you to learn best in this lesson?
- 7) Questions I would like to ask about the topics in this resource are ...



Slide 8B Check Up

See previous slide.

Teacher's Notes



Slide 9 Time for Reflection

The MP3 is played to help create a reflective atmosphere and bring the children to stillness and silence as the teacher invites them to *reflect on the meaning of Jesus' promise to all his followers – to be with them always, to the end of time. Remember this promise when life is hard – tell Jesus you believe his promise and talk to him about what is troubling you. Listen for his response.*

Teacher's Notes



Slide 10 Check Up WORKSHEET

This worksheet relates to slide 8.

Teacher's Notes