

SLIDE OVERVIEW – THE LITURGICAL YEAR TE TAU ONA RITENGA TAPU


The Feast of the ASCENSION

Year 7 Resource 1

Print off this slide overview to supplement your planning.

Refer to Teacher's Notes for background information related to the resource content and suggested Teaching and Learning Experiences in the Teacher's book or in the Teacher's material under Resource Notes on the Resource Home Page.

If worksheets are used in this resource these can be printed from PDF files that are available on-line in the (Lesson) Resource Documents.



Slide 1 The Ascension

Use this slide as a focussing strategy to introduce the resource topic. Read the title together and invite the class to share something they know about the meaning of Jesus' Ascension when he entered into his glory and his last message to his disciples and those who would follow them.

Use the Scripture accounts of the Ascension in class prayer this week.

Teacher's Notes

Learning Intentions

The students will:

- 1) recognise that before his Ascension Jesus commissioned his disciples to continue his mission on earth
- 2) recognise that by returning to Heaven Jesus has entered into his glory and had been given all power - te Tino mana in heaven and on earth.

Slide 2 Learning Intentions

Read through the Learning Intentions with the class and identify some ideas/questions that might be explored in the resource.

Teacher's Notes

Ascension Day in the Liturgical Year in Aotearoa New Zealand

The feast of the Ascension celebrates Jesus' return to the glory of heaven. The sun shone up and down with light by a cloud - a cloud was recognised as a sign of God's presence - the sun - the light - returning to God.

Ascension Day is celebrated in Aotearoa New Zealand on the 7th Sunday after the Easter Season. The Ascension is an important feast in the Easter season.

Before Jesus returned to heaven, he passed on his mission to his disciples to go out and make disciples of all nations so that the work he had started would be continued.

The work Jesus did was continued to the people of Israel but he wanted his disciples to go beyond Israel and out into the whole world so that all people of every race and country could become his disciples.

Jesus promised to send his Spirit into his disciples to guide and strengthen them in their mission to convert the world when Jesus had taught them.

Slide 3 Ascension Day in the Liturgical Year in Aotearoa New Zealand

Adapt Teaching and Learning Experiences 1&2.

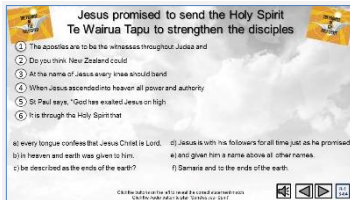
Read, reveal and discuss the text in each item then ask the following questions.

What is the connection between the Ascension and Easter?

Name 3 aspects of the work Jesus started while he lived on earth.

What is meant by saying Jesus has entered into his glory and has been given all power in heaven and earth?

Teacher's Notes



Slide 4 Jesus promised to send the Holy Spirit Te Wairua Tapu to strengthen the disciples

Read Mark 16:15-20.

Students read each item and suggest the statement that would complete it.

ANSWERS 1)-F, 2)-C, 3)-A, 4)-B, 5)-E, 6)-D

Sing using the MP3 'For the Kingdom'.

Teacher's Notes



Slide 5 The Great Commissioning and Jesus' Ascension

Adapt Teaching and Learning Experience 3.

Use the pointer to work through the discussion items.

Watch the clip

The Great Commission 2:39 minutes

<https://www.youtube.com/watch?v=RD0LNtc1UE4om/watch?v=ONROQBrbZU8>

Encourage the students to comment on the clip and ask questions.

Students share what they know about how and who brought the gospel to Aotearoa New Zealand and how the gospel is spread today throughout our country.

Teacher's Notes



Slide 6 You will be my witnesses in ...

Students complete their worksheets and share them with other classes and family. Add them to their RE Journals.

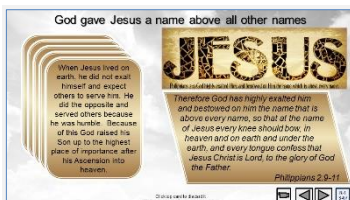
Adapt Teaching and Learning Experience 4.

Set up groups to debate the statement - It is easier for people in the 21st Century to spread the Good News and follow Jesus than it was in the 1st

Century.

Share the outcomes of the debate with other classes.

Teacher's Notes



Slide 7 God gave Jesus a name above all other names

Use the flip cards to deepen students' understanding of what the Kingdom of God is like. Encourage students to name how the Kingdom of God works and how this is different from most other earthly kingdoms.

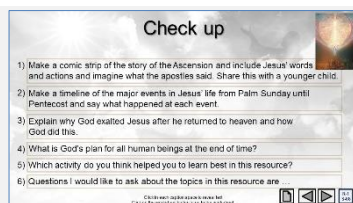
Read the Philippians excerpt and explain that Jesus' name is holy and should always be used with respect and reverence.

Adapt Teaching and Learning Experience 5.

Watch the clip and sing song 'He is Lord' From Philippians 2:22 minutes

<https://www.youtube.com/watch?v=GD2lflam7mQ>

Teacher's Notes



Check up

- 1) Make a comic strip of the story of the Ascension and include Jesus' words and actions and imagine what the apostles said. Share this with a younger child.
- 2) Make a timeline of the major events in Jesus' life from Palm Sunday until Pentecost and say what happened at each event.
- 3) Explain why God exalted Jesus after he returned to heaven and how God did this.
- 4) What is God's plan for all human beings at the end of time?
- 5) Which activity do you think helped you to learn best in this resource?
- 6) Questions I would like to ask about the topics in this resource are:

Click the next slide button in the top right corner.

Slide 8 Check Up

This formative assessment strategy will help teachers to identify how well children have achieved the Learning Intentions of the resource.

Teachers can choose how they use the slide in their range of assessment options.

A worksheet of this slide is available for children in Years 5-8 to complete.

The last two items are feed forward for the teacher.

Recording the children's responses to these items is recommended as it will enable teachers to adjust their learning strategies for future resources and target the areas that need further attention.

Teacher's Notes



Slide 9 Time for Reflection

The MP3 is played to help create a reflective atmosphere and bring the young people to stillness and silence as the teacher invites them to *reflect on the people who have helped them to know and love Jesus and live as his follower. Send them a message to tell them you are grateful for this.*

Teacher's Notes



You will be my witnesses in – Time to recall and reflect on your faith journey

Write your responses and give them assistance.

Who were the first person or persons who helped you get to know God?

Who and how have you been supported to become a more active and mature follower of Jesus?

Who are the 'witnesses' who have had the greatest impact on you as you have grown in your discipleship?

How could you be recognized as a witness to and follower of Jesus in the world if you are and to the way you are living?

How would you describe the most effective 'witnesses' to Jesus' (messages of love, service, kindness, compassion and what would you say to them if you met them)?


Name: _____ Date: _____

Click the next slide button in the top right corner.

Slide 6 You will be my witnesses in – Time to recall and reflect on your faith journey WORKSHEET

This worksheet relates to slide 6.

Teacher's Notes



Check up

Name: _____ Date: _____

Write your responses and give them assistance.

Who were the first person or persons who helped you get to know God?

Who and how have you been supported to become a more active and mature follower of Jesus?

Who are the 'witnesses' who have had the greatest impact on you as you have grown in your discipleship?

How could you be recognized as a witness to and follower of Jesus in the world if you are and to the way you are living?

How would you describe the most effective 'witnesses' to Jesus' (messages of love, service, kindness, compassion and what would you say to them if you met them)?

Name: _____ Date: _____

Click the next slide button in the top right corner.

Slide 8 Check Up WORKSHEET

This worksheet relates to slide 8.

Teacher's Notes