

## SLIDE OVERVIEW – THE LITURGICAL YEAR TE TAU ONA RITENGA TAPU

### The Feast of the ASSUMPTION

#### Year 5 Resource 1

Print off this slide overview to supplement your planning.

Refer to Teacher's Notes for background information related to the resource content and suggested Teaching and Learning Experiences in the Teacher's book or in the Teacher's material under Resource Notes on the Resource Home Page.

If worksheets are used in this resource these can be printed from PDF files that are available on-line in the (Lesson) Resource Documents.



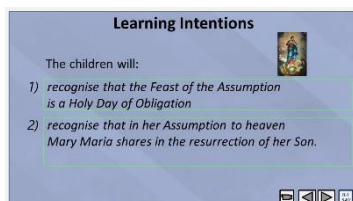
#### Slide 1 The Feast of the Assumption

Use this slide as a focussing strategy to introduce the resource topic. Read the title together and invite children to share something they know about Mary's Assumption into heaven body and soul.

Create a Mary prayer focus and sing Mary songs this week during class prayer to honour Mary on her feast day.

Print off copies of the worksheet on Slide 6 with the works of the traditional Mary Hymn 'Hail Queen of Heaven' for children to sing with on the next slide. Before you start read the Overview Notes on Slide 6. Look closely at the image on this slide and note what Mary is standing on and what surrounds her head.

Teacher's Notes



#### Slide 2 Learning Outcomes

Read through the Learning Intentions with the class and identify some ideas/questions that might be explored in the resource.

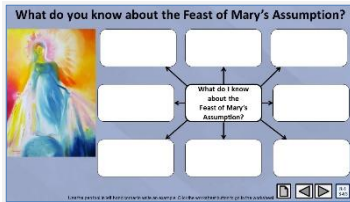
In class prayer use the readings for the feast of the Assumption during class prayer this week -

The Book of Revelation 12: 1-3. Luke 1:39-56 and play the clip with the traditional hymn to Mary 'Hail Queen of Heaven' on slide 6.

<https://www.youtube.com/watch?v=miMm7BUHARQ>

Hail Queen of Heaven 2:49 Minutes

Teacher's Notes



### Slide 3 What do you know about the Feast of Mary's Assumption?

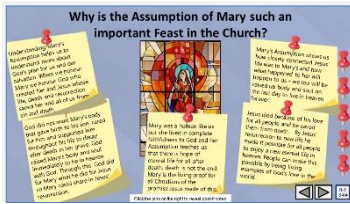
Adapt Teaching and Learning Experience 1.

Print off the Mind Map worksheet for children to record what they know already about Mary's Assumption. Give children time to add to their mind map as they work through and complete the resource.

Take time to share what children have written on their mind map and note

any questions they have.

Teacher's Notes



### Slide 4 Why is the Assumption of Mary such an important Feast in the Church?

Read through each post it note and talk what the text means and let children have time to think about what it means. Children respond to the title question.

Teacher's Notes



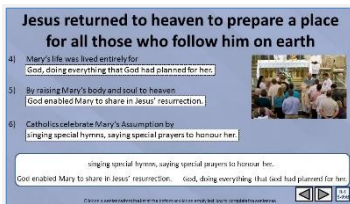
### Slide 5A Celebrating the Feast of Mary's Assumption

Children share their own answers and check them with the floaters.

Remind children that every Sunday is a Holy Day of Obligation when the parish community gathers together to celebrate and give praise, glory and thanks to God for all God has given them. In Aotearoa New Zealand the other Holy Day of Obligation besides the feast of the Assumption on August 15 is

Christmas Day, December 25.

Teacher's Notes



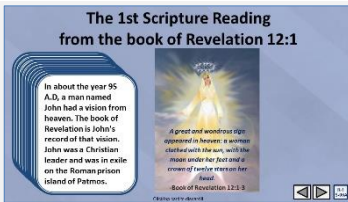
### Slide 5B Celebrating the Feast of Mary's Assumption

Children share their own answers as above then check them with the floaters.

Remind children that every Sunday is a Holy Day of Obligation when the parish community gathers together to celebrate and give praise, glory and thanks to God for all God has given them. In Aotearoa New Zealand the other Holy Day of Obligation besides the feast of the Assumption on August 15 is

Christmas Day, December 25

Teacher's Notes



### Slide 6A The 1st Scripture Reading from the book of Revelation 12:1

Explain that the 1<sup>st</sup> Reading comes from the Book of Revelation. The style of writing in this book is different from all other writing in the Bible. Find out about this as you read through the flip cards.

Children make notes of new learning on post it notes and share what they have noted when the flip cards are finished. Revelation is the last book in the Bible – give children time to find it in their Bible. They can record the last verse Revelation 21:21 and share the last word and its meaning: Amen, so be it, in their RE Learning Journal and memorise.

Children can make a Book of Revelation Poster Board and add their post it notes. Encourage them to do further research about the Book of Revelation and add it to the poster board.

There are parts of this book that are more suitable for adults so it may be wise for this age group just to focus on the passage in this resource.

Teacher's Notes

**The 1st Scripture Reading  
from the book of Revelation 12:1**

**Hail Queen of Heaven:**

Hail Queen of Heaven  
Hail Queen of Heaven the ocean star  
leader of the world's hope-bearer.  
Thou on life's surge we claim our care  
save us from pain and from war.  
Mother of Christ Star of the Sea  
Prayer for the world; pray for me.

O gentle woman and apostles' friend  
thy name made our progress through the  
world they see that he has paid  
The price of our sinfully  
Virgin most pure, Star of the sea  
Pray for thy children, pray for me.



**Slide 6B The 1st Scripture Reading from the book of Revelation 12:1**

- Explain that a characteristic of the Catholic Church has always been devotional practices that give honour to Mary, the Saints, the Sacred Heart etc.
- Devotions are personal expressions of love, faith and spiritual attachment to a holy person or feast. They usually include prayer and hymns

and they can be practiced individually or with groups in homes, churches, schools or other gathering places.

- Devotions can be used at any time or to mark a special feast, event or season in the Liturgical calendar. Examples are the Stations of the Cross, the Rosary, pilgrimages and novenas.
- Devotions are not part of the Liturgy of the Church but people are encouraged to use them to sustain their prayer and faith. Devotions sometimes include traditional cultural practises, images and language.
- The hymn 'Hail Queen of Heaven' was a popular hymn that was part of many devotions to Mary. Mary was called by many titles some of which were similes and metaphors such as Star of the Sea, Seat of Wisdom, Queen of All Saints. Many of these titles are prayed in Litanies to honour Mary.
- While many forms of devotion continue today they were probably more popular in the past and were a very important part of older people's faith and life.

Read through words of the hymn (See Slide 6B) and highlight the words that recognise Mary as a caring protector and relate this to why the Assumption was chosen as our national feast day. Using the clip and the words sing the hymn and discuss the meaning of the words.


<https://tinyurl.com/Faith-Alive-Hail-Holy-Queen> Hail Queen of Heaven 2:49 Minutes

- Give children the link to share with an older family member and encourage them to talk to their older family whānau about their favorite devotions  
Note it is a tinyURL which makes is much easier for children to copy -  
<https://tinyurl.com/Faith-Alive-Hail-Holy-Queen>
- Many older people grew up with these hymns and have sung them all their lives. They often request that they are sung at their funerals. Even though the language of hymns such as these is somewhat dated now, they are still used to honour Mary and to bring back memories for older people in the parish community. Encourage children to talk to older people about the devotions they use/d and to show and share some examples with them.
- Children could compile a Litany using all Mary's names and titles to honour her that can be prayed and shared with others on Assumption Day. Adapt Teaching and Learning Experience 4.
- Children create an art work of Mary Queen of Heaven and display them in an exhibition to be share with the school and parish community to celebrate Assumption Day.

Work through the bullet points on the I pop up

Teacher's Notes

**The Gospel Reading for the Feast of the Assumption**



- Read Luke 1:39-45
- What is this incident in Mary's life referred to?
- What is the name of the prayer of praise to God that Mary prays in this reading?
- How did Elizabeth describe Mary in the story and what did she mean by it?
- What are some of God's mighty deeds that Mary acknowledges?
- Why do you think Mary prayed this prayer?
- Reflect on the fact that Mary's greatness does not come from her position in society, or how much money she had but from her response to what God asked her to do in her life.

**Slide 7 The Gospel Reading for the Feast of the Assumption**

As Assumption is a Holy Day of Obligation, children will be celebrating it by going to mass. Being familiar with the 1st reading and the gospel will increase their participation. You may like to include in the mass the song below which ties in well with the gospel.

Sing using the MP3 'You are blessed among women'

**ANSWERS:**

What is this incident in Mary's life referred to? The Visitation – Mary visits Elizabeth.

What is the name of the prayer of praise to God that Mary prays in this reading? The Magnificat

How did Elizabeth describe Mary in the story and what did she mean by it?

Of all women you are the most blessed, and blessed is the fruit of your womb.

She meant Mary was to be the mother of Jesus, the Messiah and Saviour of the world.

What are some of God's mighty deeds that Mary acknowledges?

God has chosen Mary and done great things for her. God is powerful, holy and God has pulled down the mighty and lifted up those with no power. God has fed the hungry and sent away the rich empty. God is full of mercy and keeps his promises.

Why do you think Mary prayed this prayer?

Mary wanted to acknowledge how great God is and all God has done for her by asking her to be the mother of his son, Jesus.

Teacher's Notes

**What does Mary's Assumption mean for us?**

Mary's Assumption helps us to:



**Slide 8A What does Mary's Assumption mean for us?**

Read the title and suggest ideas about what Mary's Assumption means for us in our lives today.

Read each item and respond to each one with a partner.

Use the highlighted verbs as a starter to make your own statement about the Assumption.

Teacher's Notes

**What does Mary's Assumption mean for us?**

Mary's Assumption helps us to:



**Slide 8B What does Mary's Assumption mean for us?**

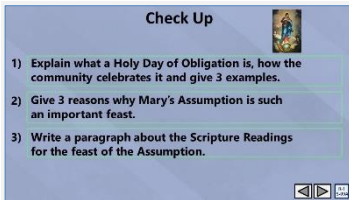
Read the title and suggest ideas about what Mary's Assumption means for us in our lives today.

Read each item and respond to each one with a partner.

Use the highlighted verbs as a starter to make your own statement about the Assumption eg I believe ... I realise ... I trust ...

Review the Mind Maps from Slide 3 and add any new learning. Add worksheet to RE Learning Journal.

Teacher's Notes



### Slide 9A Check Up

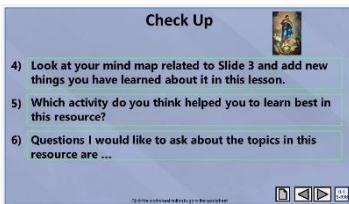
This formative assessment strategy will help teachers to identify how well children have achieved the Learning Intentions of the resource. Teachers can choose how they use the slide in their range of assessment options.

A worksheet of this slide is available for children in Years 5-8 to complete.

The last two items are feed forward for the teacher.

Recording the children's responses to these items is recommended as it will enable teachers to adjust their learning strategies for future resources and target the areas that need further attention.

Teacher's Notes



### Slide 9B Check Up

This formative assessment strategy will help teachers to identify how well children have achieved the Learning Intentions of the resource. Teachers can choose how they use the slide in their range of assessment options.

A worksheet of this slide is available for children in Years 5-8 to complete.

The last two items are feed forward for the teacher.

Recording the children's responses to these items is recommended as it will enable teachers to adjust their learning strategies for future resources and target the areas that need further attention.


Teacher's Notes



### Slide 10 Time for Reflection

The MP3 is played to help create a reflective atmosphere and bring the children to stillness and silence as the teacher invites them to *reflect on Mary's Assumption and think about how she shows them what is in store for them when their life on earth has come to an end. Talk to Mary about how they are following God's call to them to grow each day in holiness through their relationships with God and with people at home and at school.*

Teacher's Notes



### Slide 11 What do you know about the Feast of Mary's Assumption? WORKSHEET

This worksheet relates to slide 3.

Teacher's Notes

**The 1st Scripture Reading from the book of Revelation 12:1**

**Hail Queens of Heaven:**  
 Hail Queens of Heaven the ocean star  
 Guide of the wanderer here below  
 Thrown on life's stage we claim their care  
 Born up from pain and from woe  
 Mother of Christ Star of the Sea  
 Pray for the wanderer, pray for me.

O gentle virgin and spotless maid  
 Whose presence made our progress through shade,  
 Whom they love that he has paid  
 The price of our redemption.

Virgin most pure, Star of the sea  
 Pray for thy children, pray for me.

**Name:** \_\_\_\_\_  
**Date:** \_\_\_\_\_

© 2010 by Linda Ward Beech

**Slide 12 The 1st Scripture Reading from the book of Revelation 12:1 WORKSHEET**

This worksheet relates to slide 6B.

Teacher's Notes

**Check Up**

**Name:** \_\_\_\_\_ **Date:** \_\_\_\_\_

- 1) Explain what a Holy Day of Obligation is, how the observance is celebrated and give 3 reasons.
- 2) Give 3 reasons why Mary's Assumption is such an important feast.
- 3) Write a paragraph about the Scripture Readings for the feast of the Assumption.
- 4) Look at your mind map related to Slide 2 and add new things you have learned about it in this lesson.
- 5) Which activity do you think helped you to learn best in this resource?
- 6) Question! What do you think about the topic in this resource?

**Worksheet**

© 2010 by Linda Ward Beech

**Slide 13 Check Up WORKSHEET**

This worksheet relates to slide 9.

Teacher's Notes