

SLIDE OVERVIEW – TE TAU ME ONA RITENGA TAPU

Season: Christmas

Year 5 Lesson 2

Print off this slide overview to supplement your planning.

Refer to Teacher's Notes for background information related to the lesson content and suggested Teaching and Learning Experiences in the Teacher's book or in the Teacher's material under Lesson Notes on the Lesson Home Page.

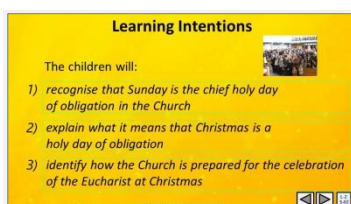
If worksheets are used in this lesson these can be printed from PDF files that are available on-line in lesson resources.



Slide 1 Christmas is a Holy Day of Obligation

Use this slide as a focussing strategy to introduce the lesson topic. Read the title together and invite children to share something they know about what holy days of obligation are and how they are celebrated.

Teacher's Notes



Slide 2 Learning Outcomes

Read through the Learning Intentions with the class and identify some ideas/questions that might be explored in the lesson.

Teacher's Notes



Slide 3 What is a Holy Day of Obligation?

Adapt Teaching and Learning Experience 1

Work through each reveal and discuss what they mean.

When this is completed ask children to explain to a partner what a holy day of obligation is and how they are celebrated.

Teacher's Notes

Sunday is the chief Holy Day of Obligation



- 1) Sunday is like having Easter Sunday every week as it recalls the day Christ rose from the dead.
- 2) Sunday is a day of resurrection joy and Christians can bring this joy into the world for everyone to share.
- 3) Joy and happiness can be shared as people gather to celebrate Eucharist together.

as people gather to celebrate Eucharist together, and Christians can bring this joy into the world for everyone to share.

the day Christ rose from the dead.


Slide 4A Sunday is the chief Holy Day of Obligation

Children select the correct completion for each statement and use the floaters to check them.

Ask children how many holy days of obligation are there in each year? (2 + 52 = 54) Easter and Christmas day and 52 Sundays.

Teacher's Notes

Sunday is the chief Holy Day of Obligation



- 4) At every Sunday Eucharist the followers of Jesus give praise and thanks to God for all God has done, is doing and will do.
- 5) Sunday is a day when families get together especially with older members to build deeper relationships with them.
- 6) Taking time to rest and relax on Sunday helps people to enjoy the company of family and friends.

especially with older members to build deeper relationships with them. helps people to enjoy the company of family and friends.

give praise and thanks to God for all God has done, is doing and will do.

Slide 4B Sunday is the chief Holy Day of Obligation

Children select the correct completion for each statement and use the floaters to check them.

Ask children how many holy days of obligation are there in each year? (2 + 52 = 54) Easter and Christmas day and 52 Sundays.

Teacher's Notes

In Aotearoa Christmas Day is a Holy Day of Obligation



Write a question for the answer:

Q1: _____

A1: Christmas Day is like a Sunday because it is the day people are expected to gather to celebrate Eucharist.

Q2: Why would Christmas Day be a great day for Jesus' followers to gather in his community?

A2: _____

Q3: _____

A3: The community celebrates that Jesus is present among the people, in their lives, and in their community.

Slide 5A In Aotearoa Christmas Day is a Holy Day of Obligation

Work through each Q+A on the slide – children record their ideas on the worksheet.

Teacher's Notes

In Aotearoa Christmas Day is a Holy Day of Obligation



Write a question for the answer:

Q4: _____

A4: In Eucharist the people look forward to the future when Jesus will come again at the end of time.

Q5: _____

A5: Christmas Masses are full of joy and beauty with special decorations to show the importance of the feast.

Slide 5B In Aotearoa Christmas Day is a Holy Day of Obligation

Work through each Q+A on the slide – children record their ideas on the worksheet.

Teacher's Notes

Christmas Masses celebrate the end of the Advent waiting season



The word Christmas gets its name from Christ Mass. Christmas gets its name from the Mass when we celebrate the birth of Christ.

Can you recall the special decorations in the church when you celebrate the Christ Mass?


Often the Advent symbols that have helped people count down to Christmas are still in the church, such as the Advent wreath and Jesse tree to remind people the waiting is over – Jesus has come!

In some parishes the Christ Child is placed in the crib during the Christmas Mass. This fills people's hearts with happiness and joy. What other special things happen at the Christ Mass in your parish?

Slide 6 Christmas Masses celebrate the end of the Advent waiting season

Read through each post it note and respond to it. Ask children to remind themselves to notice the way the church is decorated to celebrate the Christ Mass on Christmas Day.

Teacher's Notes



Slide 7 Celebrating the Christ Mass with your family

Children notice the bulletins on the slide and discuss the times for the Christmas Masses in their parish and pastoral area.

Adapt Teaching and Learning Experiences 4 & 5

Share each flip card and discuss the suggestions that children of your age can do to help your family let Christ be more part of your lives and your Christmas celebrations. Sing using the MP3 “O Come all ye Faithful”.

Teacher’s Notes



Slide 8A Check Up

This formative assessment strategy will help teachers to identify how well students have achieved the Learning Intentions of the lesson.

Teachers can choose how they use the slide to assess each item.

A worksheet of this slide is available as an option for students to complete.

The last two items are feed forward for the teacher.

Recording the students’ responses to these items is recommended as it will enable teachers to adjust their learning strategies for future lessons and target the areas that need further attention.

Teacher’s Notes



Slide 8B Check Up

Teacher’s Notes



Slide 9A Sharing Our Learning about Christmas with Family Whānau

This slide provides some choices for children to show and share what they have learned. Examples could be photographed as evidence of children's learning.

You may like to put a copy of the Sharing our Learning page in children's RE Learning Journals. You could talk through the choices using the slide and let children make their choice from their own copy.

Children could work on their choice at school and/or at home and you may like to set a day for sharing. Please let parents and whānau know what you expect them to do with this.

The slide is focussed on Year 5 CHRISTMAS Achievement Objective which is covered in Lessons 1&2 (CHRISTMAS AO) Children will be able to: identify ways people can make room for Christ in their lives at Christmas.

Teacher's Notes



Slide 9B Sharing Our Learning about Christmas with Family Whānau

Teacher's Notes




Slide 10 Time for Reflection

The MP3 is played to help create a reflective atmosphere and bring the children to stillness and silence as the teacher invites them to reflect on what they can do to make room for Jesus in their lives by spending time with him—decide on a time each day to do this and notice how much closer you feel to him as Christmas gets closer.

Original Children's Activities available on lesson home page

Teacher's Notes



Slide 5 In Aotearoa Christmas Day is a Holy Day of Obligation WORKSHEET

This worksheet relates to slide 5.

Teacher's Notes

Check Up



- 1) Tell a partner 3 ways you can make room for Jesus and what you can do to help others do this too.
- 2) How can families prepare to celebrate the true meaning of Christmas?
- 3) What is a holy day of obligation and how do you celebrate it?
- 4) Why is going to Christmas Mass an important part of families' Christmas celebrations?
- 5) Which activity do you think helped you to learn best in this lesson?
- 6) Questions I would like to ask about the topics in this lesson are ...

Name: _____ Date: _____

Worksheet

Click the up arrow to see the presentation



Slide 8 Check Up WORKSHEET

This worksheet relates to slide 8.

Teacher's Notes

SHARING OUR LEARNING ABOUT CHRISTMAS WITH FAMILY WHĀNAU

1. Read and discuss the text on the slide. Consider the meaning of Christmas and how you can help others do this too.
2. Use the diagram to help you understand the meaning of Christmas and how you can help others do this too.
3. Make a poster about the meaning of Christmas. Explain what it means and include connections for people to do. Share it with your family and your friends.
4. Display the poster around your school and in your church. How can you celebrate it together?
5. Make up a parody on a well-known Christmas song with words that help you remember the lesson. Use the lyrics from the song and change the words to fit the lesson. (Example: when you make up words for a familiar song.)
6. Display a poster with the words - one area you're taking away from Christmas? Copy the words and distribute them around your school, family and friends. Be prepared to explain what it means to make room for Christmas and how you can help others do this too.
7. Make a poster about the meaning of Christmas. Explain what it means and include connections for people to do. Share it with your family and your friends.
8. Make a poster about the meaning of Christmas. Explain what it means and include connections for people to do. Share it with your family and your friends.
9. Make a poster about the meaning of Christmas. Explain what it means and include connections for people to do. Share it with your family and your friends.

Name: _____ Date: _____

Worksheet

Click the up arrow to see the presentation



Slide 9 Sharing Our Learning about Christmas with Family Whānau WORKSHEET

This worksheet relates to slide 9.

Teacher's Notes