

SLIDE OVERVIEW – TE TAU ME ONA RITENGA TAPU

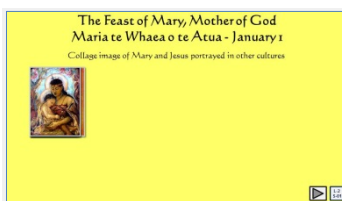
Season or Feast: Christmas

Year 7 Lesson 2

Print off this slide overview to supplement your planning.

Refer to Teacher's Notes for background information related to the lesson content and suggested Teaching and Learning Experiences in the Teacher's book or in the Teacher's material under Lesson Notes on the Lesson Home Page.

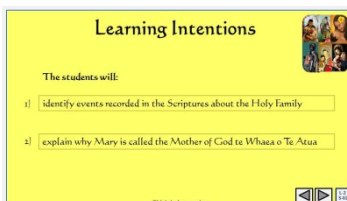
If worksheets are used in this lesson these can be printed from PDF files that are available on-line in lesson resources.



Slide 1 The Feast of Mary, Mother of God Maria te Whaea o te Atua – January 1

Use this slide as a focussing strategy to introduce the lesson topic. Read the title together and invite students to share something they know about 2 more feasts in the Christmas season- Mary, Mother of God and the feast of the Holy Family.


Teacher's Notes



Slide 2 Learning Outcomes

Read through the Learning Intentions with the class and identify some ideas/questions that might be explored in the lesson.

Teacher's Notes



Slide 3 The Feast of Mary, Mother of God Maria, te Whaea o te Atua – January 1

Students add these feasts to their Liturgical Calendar worksheet that was used in Lesson 1.

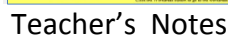
Mary, the Mother of God Maria, te Whaea o te Atua - January 1
The Holy Family – The Sunday after Christmas

Note the images of Mary as the Mother of God from various cultures – this is how cultures inculturate religious images to enable people to see the image of Mary reflecting the women of their culture. Identify your favourite image and say why you chose it.

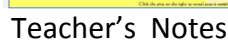
Use the flip book and read the information about Mary, Mother of God.

There is a lesson explaining Inculturation in the Holy Spirit strand in Yr 8 Lesson 4

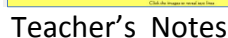
Teacher's Notes



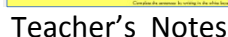
Use the worksheet to record your ideas about the Holy Family images. When completed share ideas and summary statements.




Adapt the Teaching and Learning Experience 2
Read each post it note and talk about it with a partner.



Read each text reveal and discuss what it tells you.
What do you think makes Joseph, Mary and Jesus an ordinary family?
What makes them the Holy Family?



Read the title and the information at the top of the slide.
Suggest ideas to complete the sentences and decide which one to record.



Look carefully at the images and think about the Scripture story that goes with it. Follow the instructions on the pop up.


The first image shows that religious and cultural practices were important in the Holy Family.

The second image shows keeping safe and secure was important.

Mary and Joseph experienced the ordinary worries of family life.

The third image shows Mary and Joseph experienced the ordinary worries of family life.

Teacher's Notes



Slide 9 “And Jesus increased in wisdom and in years and in divine and human favour.” Luke 2:52

Read and discuss the post it notes and share what they mean.


Reflect silently on the ideas in post its 2, 3 and 4.

Recall comments people in your family make to you about your growth and development. Remember it is good to take these comments seriously as they

are made by people who love and care about you and are interested in you and the person you are becoming.

Sing using the MP3 ‘May God Bless and Keep You’

Teacher’s Notes



Slide 10 Check Up

This formative assessment strategy will help teachers to identify how well students have achieved the Learning Intentions of the lesson.

Teachers can choose how they use the slide in their range of assessment options.

A worksheet of this slide is available for students in Years 5-8 to complete.

The last two items are feed forward for the teacher.

Recording the students’ responses to these items is recommended as it will enable teachers to adjust their learning strategies for future lessons and target the areas that need further attention.

Teacher’s Notes



Slide 11 Time for Reflection

The MP3 is played to help create a reflective atmosphere and bring the young people to stillness and silence as the teacher invites them to *remember to reflect on today’s holy innocents of all ages and pray for them and imagine how Jesus would have treated them – they are not too far away from where he was a refugee.*

Teacher’s Notes

Sharing our Learning about CHRISTMAS with family whānau

- Write a reflection to share about the Holy Innocents who lost their lives because of fear and rejection of Jesus and the holy innocents in the world today whose lives are ended because of war, selfishness, greed and mean use of power.
- Write the text of a play for a younger class to perform based on one of the Scripture stories about the Holy Family.
- Make a Christmas card that illustrates Christmas as a feast that celebrates the mystery of God becoming human through Mary.
- Write an imaginary excerpt from Mary's diary during and after one of the events from Scripture about Mary as the Mother of God in the Holy Family.
- Create a dramatic presentation, as children of the age Jesus was, last for 3 days according to the Scripture story and create a modern version of a similar incident, to illustrate the common response of human families when their children face separation and possible danger. Take photographs as the presentation and share them with your parents.
- Make a powerpoint to teach the children in your school about the feasts of the Christmas season.
- Make up your own song about sharing and sharing what you have learned and decide with whom you would like to share it.

Click on the available buttons to go to the worksheet

Slide 12 Sharing our Learning about CHRISTMAS with family whānau

This slide provides some choices for children to show and share what they have learned. Examples could be photographed as evidence of children's learning.

You may like to put a copy of the **Sharing our Learning** page in children's RE Learning Journals. You could talk through the choices using the slide and let

children make their choice from their own copy.

Children could work on their choice at school and/or at home and you may like to set a day for sharing.

Please let parents and whānau know what you expect them to do with this.

The slide is focussed on the Yr 7 CHRISTMAS Achievement Objective which is covered in Lessons **1 & 2**

Yr 7 AO) Students will be able to: develop an understanding of the feasts of the Christmas season:

Christmas, Holy Innocents, Mary, Mother of God Maria, te Whaea o te Atua, Holy Family.

Teacher's Notes

The Holy Family as portrayed in various cultures by different artists

Name: _____ Date: _____

The Holy Family as portrayed in various cultures by different artists. Look at the collage and decide which image of the Holy Family you like best.

- Circle a whole scene with your group and say why you chose it.
- Reflect on what it says to you about the Holy Family.
- Make a summary statement about something you've learned about all the images.
- Ask a question about something you are wondering about the Holy Family.

Summary: _____

Worksheet

Slide 4 The Holy Family as portrayed in various cultures by different artists WORKSHEET

This worksheet relates to slide 4

Teacher's Notes

Check up

Name: _____ Date: _____

- Name the 3 events recorded in the Scriptures about the Holy Family.
- Choose one event and explain what it says about the life of the Holy Family. Name an equivalent example from life in your family and compare Joseph and Mary's response to the response your parents would make.
- Explain why Mary is called the Mother of God.
- Choose one image of Mary and Jesus on the title slide and reflect on how different cultures visualise them and how this helps people to relate to Mary and Jesus.
- Which activity do you think helped you to learn best in this lesson?
- Questions I would like to ask about the topics in this lesson are ...

Worksheet

Slide 10 Check up WORKSHEET

This worksheet relates to slide 10

Teacher's Notes

Sharing our Learning about CHRISTMAS with family whānau

- Write a reflection to share about the Holy Innocents who lost their lives because of fear and rejection of Jesus and the holy innocents in the world today whose lives are ended because of war, selfishness, greed and mean use of power.
- Write the text of a play for a younger class to perform based on one of the Scripture stories about the Holy Family.
- Make a Christmas card that illustrates Christmas as a feast that celebrates the mystery of God becoming human through Mary.
- Write an imaginary excerpt from Mary's diary during and after one of the events from Scripture about Mary as the Mother of God in the Holy Family.
- Create a dramatic presentation, as children of the age Jesus was, last for 3 days according to the Scripture story and create a modern version of a similar incident, to illustrate the common response of human families when their children face separation and possible danger. Take photographs as the presentation and share them with your parents.
- Make a powerpoint to teach the children in your school about the feasts of the Christmas season.
- Make up your own song about sharing and sharing what you have learned and decide with whom you would like to share it.

Name: _____ Date: _____

Worksheet

Slide 11 Sharing our Learning about CHRISTMAS with family whānau WORKSHEET

This worksheet relates to slide 11

Teacher's Notes