

SLIDE OVERVIEW – TE TAU ME ONA RITENGA TAPU

Season or Feast: Christmas

Year 7 Lesson 1

Print off this slide overview to supplement your planning.

Refer to Teacher's Notes for background information related to the lesson content and suggested Teaching and Learning Experiences in the Teacher's book or in the Teacher's material under Lesson Notes on the Lesson Home Page.

If worksheets are used in this lesson these can be printed from PDF files that are available on-line in lesson resources.

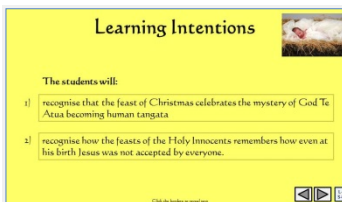


Slide 1 The Feast of Christmas

Use this slide as a focussing strategy to introduce the lesson topic. Read the title together and invite students to share something they know about the feast of Christmas and the other special feasts in the Christmas season.

The feast of the Holy Innocents is dealt with on Slides 7,8,9

Teacher's Notes

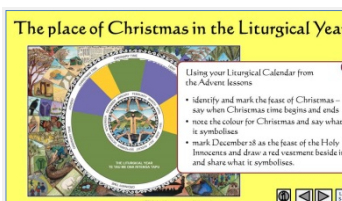


Slide 2 Learning Intentions

Read through the Learning Intentions with the class and identify some ideas/questions that might be explored in the lesson

Access the Liturgical Calendar worksheet from Lesson 2 Slide 4 to continue working on Slide 3 below.

Teacher's Notes



Slide 3 The place of Christmas in the Liturgical Year

Read each item on the pop up and record your responses on the Worksheet from ADVENT Lesson 1 Slide 4.

Christmas time begins as night falls on Christmas Eve and continues until the feast of the Baptism of Jesus in January.

The first Christmas Mass is celebrated during this night.

Teacher's Notes

**In the first reading at mass on Christmas night
Isaiah's words tell who Jesus is**

**FOR UNTO US
a child is born,
unto us a son is given:
and the government shall be upon his shoulder:
and his name shall be called
WONDERFUL
COUNSELLOR,
THE MIGHTY GOD,
The everlasting Father,
THE PRINCE OF PEACE.**
Isaiah 9:1

*Read the verse on the image from Isaiah and
note which two lines tell of the mystery of
God. The Mass becoming human tangata*

A child is born The mighty God
What does this tell us about Jesus?

It tells us this child is extraordinary
- he is both human and divine
"Divine" means of God

Choose another line or one of Isaiah's titles for
Jesus and explain what it means

Follow instruction in frame at the foot of the slide.

Teacher’s Notes

Slide 4 In the first reading at Mass on Christmas night Isaiah’s words tell who Jesus is

Adapt the Teaching and Learning Experience 2

Read the verse from Isaiah on the image on the left.

Read the instruction in the top frame then read the reveals and respond to each.

The readings tell who Jesus is

Isaiah 9:1
His authority shall grow continually,
and there shall be endless peace
for the throne of David and his kingdom;
we will establish and uphold it
with justice and with righteousness:
from this time onwards and for evermore.
The zeal of the Lord of hosts will do this.

Jesus was born into the House of David
because Joseph belonged to this House
through Joseph

In the Old
Testament God
promised the
Messiah would
belong to the House
of David.

Name one thing Isaiah recorded
that Jesus the Messiah will do.

Teacher’s Notes

Slide 5 The readings tell who Jesus is

Recall what you know about Isaiah.

Read the passage from Isaiah.

Read each reveal and respond to the last reveal.

God made human tangata – Jesus the Messiah

Read Luke 2:1-14 – listen for something new
you haven’t heard before in the story

Share the new thing you heard and recap
the roles of the angels and the shepherds.

Shepherds were very poor lowly people
– they were the first to hear about the Messiah.

What does this say about the sort of Messiah Jesus came to be?

Do you think this is the sort of person the people were expecting
their new Messiah to be?

Was Jesus accepted by all the people as the Messiah who came
to save the people?

Teacher’s Notes

Slide 6 God made human tangata – Jesus the Messiah

Find Luke 2:1-14 and read it.

Use the arrow to point to each new item and share your responses to the questions.

Herod, King of Judea at the time Jesus was born

Match the statements on the left with those at the bottom then read them all

- Herod was frightened Jesus had come to take his
- Herod was visited by the three wise men
- The wise men followed the star and visited Herod to find
- Herod asked to be informed where the baby was
- The wise men found Jesus then were warned in a dream to

a) the whereabouts of the new born king.

b) so he too could pay him homage.

c) throne and become King of the Jews.

d) who were probably astronomers

e) return to their home land by a different route.

Teacher’s Notes

Slide 7A Herod, King of Judea at the time Jesus was born

Read aloud the first half of the statement and indicate the correct completion – then check using the floater.

Answers

1)C, 2)D, 3)A, 4) B, 5)E

Continued on next slide

Herod, King of Judea at the time Jesus was born

Match the statements on the left with those at the bottom then read them all

- Herod found out the baby was born in Bethlehem
- Joseph was warned in a dream that Herod wanted to kill
- Herod was so angry he gave orders for all boy babies
- By doing this Herod thought the new baby king
- Mary, Joseph and Jesus stayed in Egypt as refugees...
...until Herod died

a) aged two and under to be killed.

b) would be dead and his throne would be safe.

c) so he sent his soldiers to kill the child.

d) the baby so he and the family fled to Egypt.

e) and it was safe to return to Nazareth.

Teacher’s Notes

Slide 7B Herod, King of Judea at the time Jesus was born

Complete the worksheet as a record of your learning.


Answers

1)C, 2)D, 3)A, 4) B, 5)E

Reflecting on the story of the Holy Innocents

Share your response to the story – Look closely at the picture

— This is a story about ...
 I would describe King Herod as a ...
 There are leaders like him in the world today such as ...
 Can you describe the feelings and suffering of the families whose babies were killed ...
 It would be similar to the pain and suffering of the families today in ...
 This story shows that even from his birth Jesus was ...
 There are people in the world today who are outcasts and not accepted such as ...



©2016 The Catholic Education Office, Sydney Diocese

Slide 8 Reflecting on the story of the Holy Innocents

Teacher's Notes


The Feast of the Holy Innocents – 28 December

The Church remembers the innocent children who died because Herod did not accept Jesus.

Who are today's holy innocents?

Reflect on how many innocent children die every day because of their religion, their culture or their colour.

Pray silently in your heart for them and their families.



©2016 The Catholic Education Office, Sydney Diocese

Slide 9 The Feast of the Holy Innocents – 28 December

Share responses in groups to each item using the pointer to indicate
 What can you say about historical events in Jesus' time and in the present time?

Reflect on what it would be like to be a holy innocent.

Sing using the MP3 'There is a child'


Teacher's Notes

Who do Mary, Joseph and Jesus in this picture remind you of?

Where and when have you seen a picture like this recently?
 Can you make comparisons with this situation in the world today?
 Create an art work that captures Mary, Joseph and Jesus as refugees and the refugees of today.

Let yourself imagine the young Mary and Joseph first-time parents, living in a foreign country with no support of family and friends to help them raise their baby son.

Think about this as you create your art work.



©2016 The Catholic Education Office, Sydney Diocese

Slide 10 Who do Mary, Joseph and Jesus in this picture remind you of?

Read and respond to each item in groups.

Share the best ideas you heard with the whole class.


Had you thought about Jesus, Mary and Joseph as refugees?

Think about all the images you can see in the media at the moment as you create your art work. Can you see similarities?

Try to include them in your art work.

Teacher's Notes

Check up



- 1) Recall the words of Isaiah as you explain how Christmas is the feast that celebrates God becoming human in his son Jesus.
- 2) Give 2 reasons why this is such a life changing event in history.
- 3) Write a reflection on the Holy Innocents the Church remembers and the holy innocents we hear about in the news today who die because they are poor, hungry and rejected.
- 4) Which activity do you think helped you to learn best in this lesson?
- 5) Questions I would like to ask about the topics in this lesson are ...

©2016 The Catholic Education Office, Sydney Diocese

Slide 11 Check Up

This formative assessment strategy will help teachers to identify how well students have achieved the Learning Intentions of the lesson.

Teachers can choose how they use the slide in their range of assessment options.

A worksheet of this slide is available for students in Years 5-8 to complete.

The last two items are feed forward for the teacher.

Recording the students' responses to these items is recommended as it will enable teachers to adjust their learning strategies for future lessons and target the areas that need further attention.

Teacher's Notes



Slide 12 Time for Reflection

The MP3 is played to help create a reflective atmosphere and bring the young people to stillness and silence as the teacher invites them to *remember to reflect on today's holy innocents of all ages and pray for them and imagine how Jesus would have treated them – they are not too far away from where he was a refugee.*

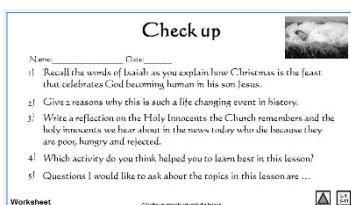
Teacher's Notes



Slide 7 Herod, King of Judea at the time Jesus was born WORKSHEET

This worksheet relates to slide 7A & 7B

Teacher's Notes



Slide 11 Check-up WORKSHEET

This worksheet relates to slide 11

Teacher's Notes