

SLIDE OVERVIEW – THE LITURGICAL YEAR TE TAU ME ONA RITENGA TAPU

THE FEAST OF EASTER

LEVEL 3 Year 5 Resource 2

Print off this slide overview to supplement your planning.

Refer to Teacher's Notes for background information related to the resource content and suggested Teaching and Learning Experiences in the Teacher's book or in the Teacher's material under Resource Notes on the Resource Home Page.

If worksheets are used in this resource these can be printed from PDF files that are available on-line in the (Lesson) Resource Documents.



Slide 1 Meeting the Risen Jesus Today

Use this slide as a focussing strategy to introduce the resource topic. Read the title together and invite children to share something they know about how Christians today meet the risen Jesus in their lives and in the Eucharist.

Teacher's Notes



Slide 2 Learning Outcomes

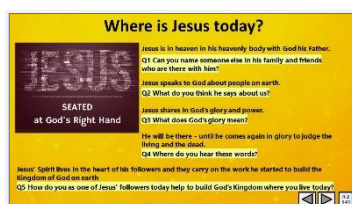
Read through the Learning Intentions with the class and identify some ideas/questions that might be explored in the resource.

Create an Easter Prayer focus with bright yellow cloths and candles to give a sense of the joy and hope of the feast and season. Include some Resurrection images and symbols. Try to convey to the children the change in the mood of

the Easter season compared with the sadness of Holy Week.

Remember to add 'Alleluia, Alleluia' to prayer during the 50 days of the Easter season. If possible take the children to the church to see the Paschal Candle and the bright joyful yellow and white flowers, candles and altar cloths. Children can pick up a lot about the feast and season of Easter from exploring their local church. Make children aware that this is the greatest feast in the Liturgical Year and that this event and our belief in it belief is what our faith is based on. This is one of children's early experiences to learn about the meaning of Easter. You are their spiritual guide and faith witness for your children so this is a good week to let them see how important celebrating Easter is for you and them together.

Teacher's Notes



Slide 3 Where is Jesus today?

A1 Can you name others in his family and friends who are there with him?

His mother Mary, his father Joseph, his cousin John the Baptist, his aunt Elizabeth and his uncle Zechariah. His best friends John and Mary, his apostles, his friends Mary, Martha and Lazarus, all the people he healed and many millions more.

A2 What do you think he says about us? That he is pleased with us and how we are trying to build his kingdom of love, peace and justice here on earth today. He likes the ways we care for and serve others. He says he forgives us when we forget to be kind and unselfish and he reminds us that he will always forgive us if we are sorry and try not to sin again. He loves to see us enjoying our lives and helping others to enjoy theirs too and spreading his message to others.

A3 What does God’s glory mean?

God’s glory is God’s beauty, greatness, supreme strength, distinctness, perfection, apartness, constancy that will never fade, power, light, authority, honour, manifold (many) attributes, worth.

Giving God glory is honouring the beauty of God’s Spirit and Character.

God shares this glory with his only Son, Jesus as he sits at his right side in heaven. When we give God glory we are acknowledging all of what we mean by the words we have mentioned. Even though we can never give God glory to match his greatness, God accepts our humble attempts.

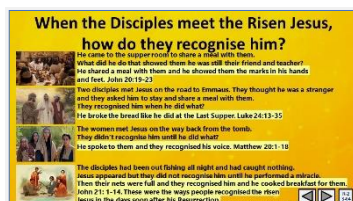
A4 Where do you hear these words?

We hear them when we proclaim the Apostles Creed or the Nicene Creed usually at Mass. The Creed names the important beliefs of our faith that we live by. It is good for children of your age to join with the community as they proclaim what Catholics believe in God’s presence at Mass.

A5 How do you as one of Jesus’ followers today help to build God’s Kingdom where you live today?

By offering to help, by including others, by caring for those in need, by showing gratitude for what I have, by being a good friend, by sharing the fruits of the Spirit of the risen Jesus with people I meet.

Teacher’s Notes



Slide 4 When the Disciples meet the Risen Jesus, how do they recognise him?

Children read the black text and think about answers to the questions. Click the image for some ideas for responses on the yellow text to appear. Read the Easter Sunday story according to John 20:1-18. Adapt the Teaching and Learning Experiences 2 & 3.

Use the Meditation process with after Easter stories especially those featured and referenced in Slide 4.

Teacher’s Notes



Slide 5 We meet the Risen Jesus today through his presence in the Eucharist in the People Gathered

Children read each PIN and share ideas about what they mean. Use these ideas as conversation starters about how the risen Jesus is present in the world today through the faith and actions of his followers. Adapt Teaching and Learning Experience 1.

Teacher’s Notes

We meet the Risen Jesus present in the Eucharist in the Priest

- The risen Jesus is present in the Eucharist in the community through the celebration of the Eucharist.
- The risen Jesus is present in the Eucharist in the priest who leads the celebration of the sacraments.
- The risen Jesus is present with the angels when he descends from heaven to the altar through the consecration of the Eucharist.
- The Spirit of the risen Jesus is present in the Eucharist through the sacrament of Presence.
- The Spirit of the risen Jesus is present in the Eucharist through the sacrament of Presence.

when the priest participates in his parish when he is present in the celebration of the Eucharist. When he is present in the celebration of the Eucharist, the Spirit of the risen Jesus is present in the Eucharist through the sacrament of Presence.

Slide 6 We meet the Risen Jesus present in the Eucharist in the Priest
 ANSWERS: 1=2nd sentence, 2=4th sentence, 3=1st sentence, 4=3rd sentence, 5=5th sentence.

Children select the statement to complete the sentence correctly. Then they check it with the floater. When the sentences are complete they discuss their meaning.

Teacher's Notes

We meet the Risen Jesus present in the Word of God

Complete the sentences:

- The risen Lord is present when the Word of God is ...
- The Spirit of the risen Jesus enables the reader to ...
- When the people hear the Word they reflect on what ...
- The followers of the risen Jesus listen to his Word and ...
- The Word helps the risen Jesus to be present in the hearts of the ...

Slide 7 We meet the Risen Jesus present in the Word of God

Children read the sentences and suggest suitable endings e.g.

- ❖ proclaimed during the Liturgy of the Word in the Eucharist.
- ❖ bring the Word alive for the people listening.
- ❖ the message is for them and their lives.
- ❖ let its message help to shape their lives.
- ❖ the people. They listen to the Readings so they can go out and share their message in the world.

Teacher's Notes

In the Eucharist we meet the Risen Jesus present in the consecrated bread and wine that is his body and blood

Write a question for the answer:

Q57 The risen Jesus is present in the Eucharist in the bread that is his body.

Q58 In the Eucharist we receive the same Jesus who died on the cross.

Q59 The risen Jesus is present in the Church with us just as he was with his disciples.

Q60 We recognize the risen Jesus in the Eucharist just as he feeds his disciples.

Q61 In the bread and wine that is his body and blood the risen Jesus strengthens us.

Slide 8 In the Eucharist we meet the Risen Jesus present in the consecrated bread and wine that is his Body and Blood

Children read the answer and write an appropriate question. Make copies of the worksheet for each child to complete and add to their RE Learning Journal.

Teacher's Notes

We meet the Risen Jesus through his Spirit present in People in the World

The Spirit of the risen Jesus lives in the hearts of his followers. They are carrying on the work that Jesus did while he lived on earth by showing the love Jesus showed for children.

How can you see the Spirit of the risen Jesus in Pope Francis' actions?

The Spirit of the risen Jesus lives in people who show care for people who are vulnerable. Vulnerable people are who Jesus was most drawn to - the sick, the weak, the disabled and the outcast. People who contrast these people are true followers of Jesus.

How can you see the Spirit of the risen Jesus in the young woman's actions?

The Spirit of the risen Jesus is the Spirit of kindness. People who show kindness to others who are struggling are doing what Jesus did to build his Kingdom of love, peace and justice here on earth as it is in heaven.

How can you see Spirit of the risen Jesus in the big boy's actions?

The Spirit of the risen Jesus lives in the hearts of children who see children of their own age struggling to fit in, leaving them to join their group, accepting them as they are and looking out for them and Jesus wants his followers to act.

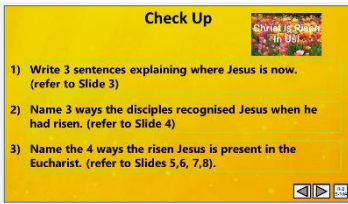
How can you see the Spirit of the risen Jesus in the bear's of the boys?

Slide 9 We meet the Risen Jesus through his Spirit present in People in the World

Explain to children that Jesus is not in the world now in a physical body because he has returned to heaven to be with God his Father. But Jesus sent his Spirit to the earth at the first Pentecost and people receive it through the Sacraments of Baptism and Confirmation. This is how the Spirit lives in the

hearts and lives of people now. These people continue the work Jesus started to build God's Kingdom of the love, peace and justice. It is the words and actions of these people that are some of the signs of the Spirit of the risen Jesus in the world now. People also meet the risen Jesus in the Eucharist as covered in Slides 5,6,7, 8.

Teacher's Notes

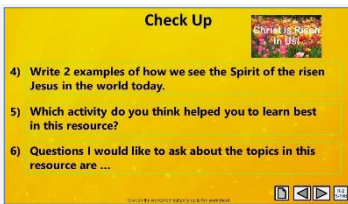


Slide 10A Check Up

This formative assessment strategy will help teachers to identify how well children have achieved the Learning Intentions of the resource. Teachers can choose how they use the slide in their range of assessment options.

A worksheet of this slide is available for children in Years 5-8 to complete. The last two items are feed forward for the teacher. Recording the children's responses to these items is recommended as it will enable teachers to adjust their learning strategies for future resources and target the areas that need further attention.

Teacher's Notes



Slide 10B Check Up

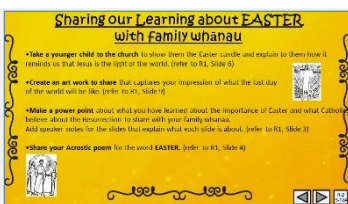
Teacher's Notes



Slide 11 Time for Reflection

The MP3 is played to help create a reflective atmosphere and bring the children to stillness and silence as the teacher invites them to *recall all the ways they recognise the Spirit of the risen Jesus in people around them and how they make him present by their words and actions.*

Teacher's Notes



Slide 12A Sharing our Learning about EASTER with family whānau

This slide provides some choices for children to show and share what they have learned. Examples could be photographed as evidence of children's learning.

You may like to put a copy of the Sharing our Learning page in children's RE Learning Journals. You could talk through the choices using the slide and let children make their choice from their own copy.

Children could work on their choice at school and/or at home and you may like to set a day for sharing. Please let parents and whānau know what you expect them to do with this.

The slide is focussed on the 1 Achievement Objective which is covered in the 2 Year 5 resources.

AO1) Children will be able to: develop an understanding of the Easter Sunday liturgy and how people can meet the Risen Jesus today.

Teacher's Notes

Sharing our Learning about EASTER with family whānau

- Make a sketch of the Easter Candle to share with your family/whānau. (refer to R1 Slide 6)
- Encourage your family to attend mass on Easter Saturday night or Easter Sunday morning. Refer to your parish bulletin, invite other family whānau to join you. Share what you have learned about the feast and season of Easter.
- Name the symbols on the Easter Candle. (refer to R1 Slide 6)
- Share your worksheet (refer to slide 8) with a family member, and talk about how the risen Jesus is in the world today.
- Make up your own way of showing and sharing what you have learned and decide who you would like to share it with.

Slide 12B Sharing our Learning about EASTER with family whānau

Teacher's Notes

In the Eucharist we meet the Risen Jesus present in the consecrated bread and wine that is his body and blood

Write a question for the answer:

Q1) _____

A1) The risen Jesus is present in the Eucharist in the bread that is his body.

Q2) _____

A2) In the Eucharist we receive the gifts that are the risen Jesus' blood.

Q3) _____

A3) The risen Jesus is present in the Church with us just as he was with his disciples.

Q4) _____

A4) We receive the risen Jesus in the Eucharist just as he freely did at Communion.

Q5) _____

A5) In the bread and wine that is his body and blood the risen Jesus strengthens us.

Name: _____

Date: _____

Slide 8 In the Eucharist we meet the Risen Jesus present in the consecrated bread and wine that is his Body and Blood WORKSHEET

This Worksheet relates to slide 8.

Teacher's Notes

Check Up

1) Write 2 sentences explaining who's Jesus's new body is (refer to Slide 8)

2) Name 3 ways the disciples recognized Jesus when he had risen (refer to Slide 4)

3) Name the ways the risen Jesus is present in the Eucharist. (refer to Slides 10A, 10B)

4) Write 2 examples of how we see the light of the risen Jesus in the world today.

5) Which activity do you think helped you to learn best in this resource?

6) Questions I would like to ask about this topic in this resource are ...

Name: _____

Date: _____

Slides 10A&10B Check Up WORKSHEET

This Worksheet relates to slides 10A and 10B.

Teacher's Notes

Sharing our Learning about EASTER with family whānau

- Make a prayer card for the Eucharist to share with your family/whānau. Refer to your parish bulletin and discuss the importance of the Eucharist with your family/whānau.
- Create an artwork to share. It will capture your experience of what the Body of the Risen Jesus is in the world today.
- Make a poster/poem about what you have learned about the importance of EASTER and what Catholics believe about the Resurrection in your own words.
- Give someone else in the class that explains what you've learned about EASTER.
- Share your worksheet (refer to slide 8) with a family member, and talk about how the risen Jesus is in the world today.
- Encourage your family to attend mass on Easter Saturday night or Easter Sunday morning. Refer to your parish bulletin, invite other family whānau to join you. Share what you have learned about the feast and season of Easter.
- Name the symbols on the Easter Candle. (refer to R1 Slide 6)
- Share your worksheet (refer to slide 8) with a family member, and talk about how the risen Jesus is in the world today.
- Make up your own way of showing and sharing what you have learned and decide who you would like to share it with.

Slides 12A&12B Sharing our Learning about EASTER with family whānau WORKSHEET

This Worksheet relates to slides 12A and 12B.

Teacher's Notes