

SLIDE OVERVIEW – THE LITURGICAL YEAR TE TAU ME ONA RITENGA TAPU

THE FEAST OF EASTER

LEVEL 4 Year 7 Resource 1

Print off this slide overview to supplement your planning.

Refer to Teacher's Notes for background information related to the resource content and suggested Teaching and Learning Experiences in the Teacher's book or in the Teacher's material under Resource Notes on the Resource Home Page.

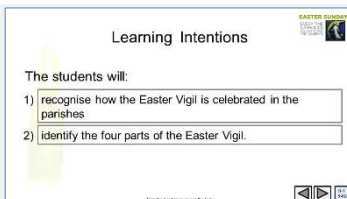
If worksheets are used in this resource these can be printed from PDF files that are available on-line in (lesson) Resource Documents.



Teacher's Notes

Slide 1 The Easter Vigil

Use this slide as a focussing strategy to introduce the resource topic. Read the title together and invite students to share something they know about the Easter Vigil which is the celebration of Jesus' Resurrection in the parish community.



Slide 2 Learning Intentions

Create an Easter Prayer focus with bright yellow cloths and candles to give a sense of the joy and hope of the feast and season. Include some Resurrection images and symbols. Try to convey to the students the change in the mood of the Easter season compared with the sadness of Holy Week. Read the after-Easter stories at prayer time – these are very important stories for the

students to become familiar with to get a sense of what life was like for the disciples and the risen Jesus. Include

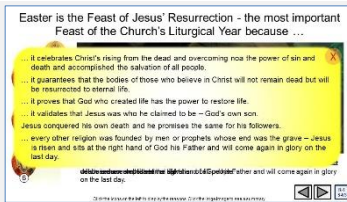
Luke 24:13-35, The road to Emmaus

John 20: 19-31, Jesus appears to various people, 21: 1-19 Breakfast by the sea

Children could create some Easter bunting to decorate the classroom with Easter words, symbols and images. It could be a great artwork theme. It can last for 50 days until Pentecost.

Explain to the children that a vigil is held at night. It is a time of waiting and praying and being with others. Vigils are sometimes held before funerals or before special feasts to prepare for the time of celebration. The most solemn of these is the Easter Vigil which is the most beautiful liturgy in the Catholic Church. It focusses around beautiful symbols and music along with ancient rituals as we wait in anticipation of the joy of Easter and the celebration of Jesus' Resurrection. The atmosphere in the church is different: the holy water fonts are drained, all the lights are out, the tabernacle is empty, the new Paschal Candle symbolising Christ is prepared. The service begins outside the church. Ask the children to find out the times and places the Easter Vigil will be celebrated where they will be at Easter.

Teacher's Notes



Slide 3 Easter is the Feast of Jesus' Resurrection - the most important Feast of the Church's Liturgical Year because ...

Use the text to initiate conversations about the meaning of each item. Explain to the children that the Jewish calendar counts each new day starting at sun down an ending at sundown the next day. Jesus rose on the 'third day' some time early on Sunday morning. According to ancient tradition this night

before the Resurrection is one of vigil - of watching and waiting in anticipation of the Resurrection and then culminating in great joy and celebration because Jesus is risen from the dead.

Teacher's Notes




Slide 4 On Easter Saturday Evening the community gathers in their parish church to celebrate the Easter Vigil

What is going on in this picture and what is it part of?

Name the central belief Christians have about Jesus? (Died and rose from death.) Can you name 3 advantages Jesus' followers are given because Jesus rose from the dead? (Raised to eternal life with God, brought new life into

the world, proves Jesus is God's son and he keeps his promises.) What does the power of Jesus' love given in his life and death do for people? (Frees them from sin). Because Jesus did not seek revenge on those who put him to death, he destroyed evil, and good will triumph over evil in the end and God's kingdom will reign on earth as it is in heaven. Where have you heard those words before? - in the Our Father, the prayer Jesus taught us. Take time to talk about this, so children can grow in understanding of these important Christian beliefs.

Teacher's Notes



Slide 5 The Church Celebrates the Resurrection of Jesus

The children work in 4 groups each taking one PIN and they read and discuss it and present it to the rest of the class.

<https://www.youtube.com/watch?v=gO5romstsQY>

Catholic - Easter Vigil (5:41 Minutes)


The clip may be helpful - some parts are dated - Teacher needs to pre-view.

Please explain to children

Alleluia or Hallelujah comes from a Hebrew phrase which *means* "Praise the Lord!" 'Hallel' is the Hebrew word for 'praise', and 'Yah' is the short form of 'Yahweh' - the old Jewish name for God. Alleluia is added to prayers during the Easter season and should be part of class prayer to remind people this is a season of great joy.

Remind children that attending the Easter Vigil is the preferred way to celebrate Easter and to get a sense of this great event. If this is not possible, Mass on Sunday morning is a great alternative.

Teacher's Notes



Slide 6 The Service of Light

The Service of Light is the first part of the Easter Vigil. Click on card 1 and read an explanation of this part of the liturgy. Click card 2 – the Preparation and lighting of the new Easter Candle – read an explanation of this. Click card 3 and read the text. Click card 4 and read the text about the passing of the light from the Easter Candle around the community gathered. The Service of

light part of the Vigil come to a conclusion with the singing of the Exsultet – read the notes below.


Watch the clip

https://www.youtube.com/watch?v=VVIOGED_avw

The Exsultet - St John's Abbey, 2011 Easter Vigil (11:07 Minutes)

The excellent voice and diction of the monk on this clip of the Exsultet will give the children a sense of this very old and solemn prayer prayed at the Easter Vigil. Because the image is blurry you might just let the children listen to some of it especially up until the 'This is the night ...' This refers to the night we celebrate the greatest event in human history.

Teacher's Notes



Slide 7 The Liturgy of the Word

The 2nd part of the Vigil is the Liturgy of the Word.

Children read the text on the slide in pairs and answer the questions.

How many readings are read at the Easter Vigil?

What do they tell the story of?

What is the highest point of the Liturgy of the Word?

What else is part of the Liturgy of the Word? (The Prayers of Intercession for the Church and the World - the same in all churches.)

Teacher's Notes



Slide 8 The Baptismal Liturgy

The Baptismal Liturgy begins with the priest using the new Paschal Candle to bless the new Easter water. Then, with the new water, he blesses the community and then he baptises people who have been preparing to become members of the Church – the Catechumens. As this happens the Paschal Candle stands beside the baptism font as a symbol of Christ.

Teacher's Notes




Slide 9 The Rites of Initiation at the Easter Vigil

One person reads the text and the class joins in when the words of Baptism are said.

The Baptism is followed by the Sacrament of Confirmation when the Holy Spirit received at Baptism is strengthened within them as they go out into the world as children of God, new followers of Jesus and members of his Church.

What can you say about the effects of the Sacrament of Baptism?

Teacher's Notes



Slide 10 The Liturgy of the Eucharist

Read the text and tell a partner what happens in the fourth part of the Easter Vigil – the Liturgy of the Eucharist.

What is the same and what is different about this celebration of the Eucharist?

There are newly baptised people receiving their first communion.

The Eucharist has been preceded by 3 special liturgical rituals that only happen once a year. It is the first Mass of the Feast and Season of Easter that last 50 days.

Can you name the 4 parts of the Easter Vigil?

Teacher's Notes



Slide 11 Check Up

This formative assessment strategy will help teachers to identify how well students have achieved the Learning Intentions of the resource.

Teachers can choose how they use the slide in their range of assessment options.

A worksheet of this slide is available for students in Years 5-8 to complete.

The last two items are feed forward for the teacher.

Recording the students' responses to these items is recommended as it will enable teachers to adjust their learning strategies for future resources and target the areas that need further attention.

Teacher's Notes



Slide 12 Time for Reflection

The MP3 is played to help create a reflective atmosphere and bring the students to stillness and silence as the teacher invites them to reflect *on the reasons why Easter is the greatest feast in the whole Liturgical Year and how Jesus' Resurrection is the most remarkable event in all human history – he is the only person ever to have risen from the dead. Ask yourself – how will I*

celebrate this amazing event this year?

Teacher's Notes



Slide 12 Check Up WORKSHEET

This worksheet relates to slide 12

Teacher's Notes