

# SLIDE OVERVIEW – THE LITURGICAL YEAR TE TAU ME ONA RITENGA TAPU

## HOLY WEEK

### LEVEL 3 Year 5 Resource 2

Print off this slide overview to supplement your planning.

Refer to Teacher's Notes for background information related to the resource content and suggested Teaching and Learning Experiences in the Teacher's book or in the Teacher's material under Resource Notes on the Resource Home Page.

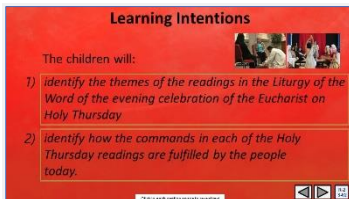
If worksheets are used in this resource these can be printed from PDF files that are available on-line in the (Lesson) Resource Documents.



#### Slide 1 The Church celebrates Holy Thursday

Use this slide as a focussing strategy to introduce the resource topic. Read the title together and invite children to share something they know about the events of Holy Thursday and how they are celebrated in the liturgy of the Church.

Teacher's Notes



#### Slide 2 Learning Outcomes

Read through the Learning Intentions with the class and identify some ideas/questions that might be explored in the resource.

Remember to add some new symbols to the prayer focus - wine glass, bread, bowl, water and towel, bible open at the John 13:1-15. For class prayer with your class you may like to break bread and share a red drink

to create the actions and mood of the events of Holy Thursday. Note the readings for Holy Thursday are included on the Teacher Resource pages 30-32 if they are needed. They can be found at the end of the power point.

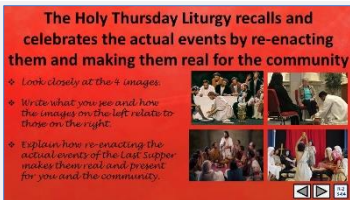
Teacher's Notes



#### Slide 3 What I know already about how the Church celebrates Holy Thursday

Print off a worksheet for each child to complete and add to their RE Learning Journal. Give children time to share the items on their worksheets and add new ones.


Teacher's Notes



**Slide 4 The Holy Thursday Liturgy recalls and celebrates the actual events by re-enacting them and making them real for the community**

Work through each bullet point and discuss what children write about how the images of the Scriptural event and the liturgical re-enactment relate to each other. Talk about why schools re-enact the Holy Week events and how they help children to understand them.

Teacher’s Notes



**Slide 5 The First Reading at the Holy Thursday Mass tells about how the Passover Meal was to be celebrated**

Children read the story from the Book of Exodus using the green pointer. They re-read it silently. Children then identify the instructions God gave the people about how they were to celebrate the Passover meal. Teacher highlights the instructions as they are identified using

highlighter in bottom left corner of the screen. Teacher explains that Jewish people still follow these instructions as they celebrate their Passover meal today in their homes. Ask children to explain what is meant by Passover and why the meal is called the Passover meal.

Teacher’s Notes



**Slide 6 Making connections between the Jewish Passover Meal and the Christian Mass**

After watching the clip, read the flip cards to generate questions and discussion about the connections between the Jewish feast of Passover and the Christian Mass.

Watch the clip

The Jewish Seder, The Last Supper and the Catholic Mass

<https://www.youtube.com/watch?v=g97VwXJdrfM>

6:03 minutes

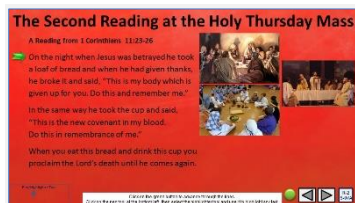
Teacher background notes for the Feast of Passover

Passover is a Jewish holiday that celebrates the exodus of Hebrew slaves from Egypt. There is a whole book in the Old or First Testament that tells the Exodus story. Exodus means to leave. As the story goes, the Jewish people were enslaved in Egypt for generations by the Pharaoh who treated them cruelly as slaves and ordered the death of all Jewish baby boys in order to control the number of Jewish people. One brave Jewish mother broke the law and hid her baby son from the authorities by sending him floating down the Nile in a water proof basket. He was discovered in the river by Pharaoh's daughter who rescued him and named him Moses. He was raised in Pharaoh's palace. When Moses grew up, he recognised what terrible lives the Hebrew slaves led. One day Moses fought with an Egyptian who was beating a Hebrew slave, and he was forced to flee into the desert. God appeared to Moses in the form of a burning bush and told him he had chosen him to free the Jewish people from bondage. Moses managed to convince the Egyptian ruler to free the Hebrew slaves. Only after God sent ten plagues did the Pharaoh agree to free them. The last of the plagues, the killing of the firstborn, is where the name for the Passover holiday comes from: according to Jewish tradition, the Angel of Death "passed over" Jewish homes that night, and only Egyptian families were affected. Hurrying to escape from Egypt before Pharaoh changed his mind, the Jews didn't have time to let their bread for the journey rise.

Today, for all of the eight days of Passover, Jews eat only ‘matzah’, unleavened or flat bread to help them remember how their ancestors fled to freedom. The feast of Passover, is usually around Easter time and it is named because the Jewish people ‘passed over’ from slavery to freedom from the Egyptians (that is why this story is read at Mass on Holy Thursday evening). During their Seder meal on the first night of Passover the people recount the Exodus story. Seder is Hebrew for ‘order’, because at the meal different food is eaten in a special order. Blessings are said throughout the meal.

Passover is really a celebration of freedom, so many Jews use the holiday as a time not only to rejoice at the freedom of their ancestors, but also to recognize the hunger and pain of others still in need. Adapt Teaching and Learning Experience 5

Teacher’s Notes

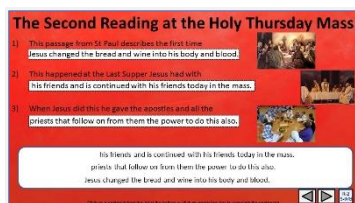


**Slide 7A The Second Reading at the Holy Thursday Mass**

Read the 1 Corinthians passage with the children using the pointer. Highlight the words Jesus speaks with the highlighter tool and explain these are the words of consecration when the bread is changed into Jesus’ body and the wine is changed into Jesus’ blood. Jesus gave the disciples and priests who follow on from them the power to do as Jesus

did at the Last Supper. This is why this reading is part of the Holy Thursday Liturgy because Holy Thursday is the day this story took place in 33AD. Through being present at Mass, seeing the priest as he says the words Jesus said at the Last Supper and holds up the bread and wine, we participate in the meal just as if we are sitting with Jesus’ disciples today around the table with the first disciples. This experience makes it possible for present day Christians to participate regularly and do what Jesus asked – to remember him so we become more like him as we eat his body and drink his blood.

Teacher’s Notes

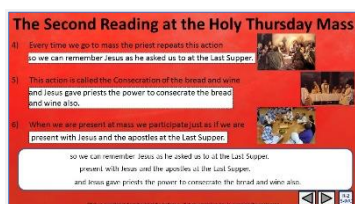


**Slide 7B The Second Reading at the Holy Thursday Mass**

Use each item in the word float activity as a conversation starter about what it means. Explain to the children that the Second Reading is St Paul’s account of the Last Supper. It tells how Jesus instituted the Sacrament of the Eucharist. It reminds us that Jesus chose everyday food and drink so that whenever his disciples ate and drank together they would remember him. That was over 2000 years ago and today Jesus’ followers are still remembering him at Mass and as Paul said they continue “proclaiming his death until he comes again.”

ANSWERS:  
1 = 3rd line, 2 = 1st line, 3 = 2nd line.

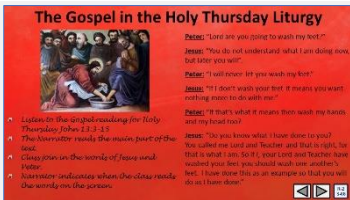
Teacher’s Notes



**Slide 7C The Second Reading at the Holy Thursday Mass**

ANSWERS:  
4 = 1st line, 5 = 3rd line, 6 = 2nd line.

Teacher’s Notes




### Slide 8 The Gospel in the Holy Thursday Liturgy

Follow the instructions on the slide, take time to talk with the children about the attitude people need when they want to serve others. Jesus calls it humility or humbleness. For Christians, humility or humbleness means being free from pride, recognising the gifts you have are from God – you did not earn them, God gave them freely to you. Humble

people don't mind helping to clean up a mess, do tasks that are not pleasant, do not seek revenge, don't act like a big shot, enjoy being of service to others, are aware of their failures, apologise for their mistakes - even small ones, learn from criticism and are always willing to help, show kindness, are always forgiving and compassionate. Words like humble, humility, humbleness occur 71 times in the Bible which shows how much God really wants people to learn how to be humble. An example of humbleness is when Jesus, the Son of God, washed the feet of the apostles. How can you cultivate an attitude of humbleness? Watch the clip on the next slide and learn from Pope Francis.

Teacher's Notes



### Slide 9 What is the meaning of the washing of the feet?

Reveal the text reveals and discuss each statement and share responses to the questions.

Watch the clip

<https://www.youtube.com/watch?v=4OOkBlrW60w>

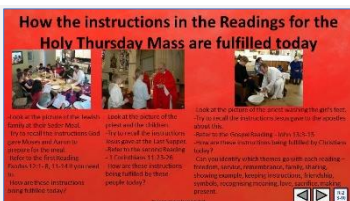
Pope Francis washes prisoners' feet

1:12 minutes

Children share responses to the clip and suggest ways children of their age could show a humble attitude by being of service to others. This is what Jesus is asking of all his followers. Volunteering to clean up a mess you did not make, making a drink to comfort someone who is upset and giving up what you have when there is not enough to go round are all examples of humble service.

Plan a class liturgy around the washing of the feet. It could be in your class or at lunchtime in a quiet place for anyone who would like to come. A prayerful reflective atmosphere needs to be maintained throughout. Reflective music can help with this.

Teacher's Notes



### Slide 10 How the instructions in the Readings for the Holy Thursday Mass are fulfilled today

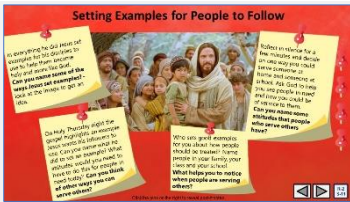
Follow the instructions in the revealed text and answer the question at the end of each one.

Children could make a poster of the reading/s of their choice and illustrate it/them. On the frame write how the instructions in the

readings are being fulfilled today. Add the Scripture references and discuss why these readings were chosen for Holy Thursday.

Teacher's Notes

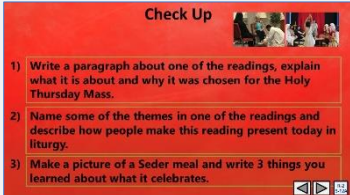




### Slide 11 Setting Examples for People to Follow

Work through each PIN and respond to the instructions and the questions.

Teacher's Notes



### Slide 12A Check Up

This formative assessment strategy will help teachers to identify how well children have achieved the Learning Intentions of the resource. Teachers can choose how they use the slide in their range of assessment options.

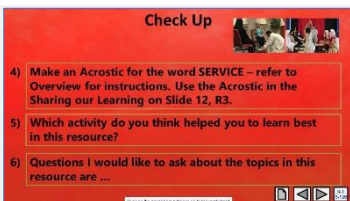
A worksheet of this slide is available for children in Years 5-8 to

complete.

The last two items are feed forward for the teacher.

Recording the children's responses to these items is recommended as it will enable teachers to adjust their learning strategies for future resources and target the areas that need further attention.

Teacher's Notes



### Slide 12B Check Up

Item 4 To create an acrostic, follow these easy steps:

Write your word down vertically using upper case letters.

Brainstorm words or phrases that describe your idea.

Place your brainstormed words or phrases on the lines that begin with the same letters.

Fill in the rest of the lines to create a poem.

Decorate your poem and display it in your classroom and share it with you family.

Teacher's Notes




### Slide 13 Time for Reflection

The MP3 is played to help create a reflective atmosphere and bring the children to stillness and silence as the teacher invites them to *reflect on the events in the last 3 days of Jesus' life. Bring to mind a picture of Jesus as he walked the journey to the cross. Recall his message at the Last Supper of the importance of serving others whenever they see a*

*need. Plan some ways they could do this especially over the next week. Try to make it a habit of mind and heart as they grow to serve others as Jesus' disciples today.*


Teacher's Notes



### Slide 3 WHAT I KNOW ABOUT HOLY THURSDAY AND HOW IT IS CELEBRATED IN THE CHURCH WORKSHEET

This Worksheet relates to Slide 3.


Teacher's Notes



### Slide 12A and 12B Check Up WORKSHEET


This Worksheet relates to Slides 12A and 12B.

Teacher's Notes




### Holy Week Year 5 Lesson 2 Resource

Teacher's Notes



### Holy Thursday Readings Resource

Teacher's Notes



### The Church Celebrates Holy Thursday Resource

Teacher's Notes