

## SLIDE OVERVIEW – THE LITURGICAL YEAR TE TAU ME ONA RITENGA TAPU

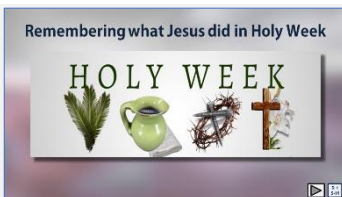
### HOLY WEEK

#### LEVEL 4 Year 7 Resource 1

Print off this slide overview to supplement your planning.

Refer to Teacher's Notes for background information related to the resource content and suggested Teaching and Learning Experiences in the Teacher's book or in the Teacher's material under Resource Notes on the Resource Home Page.

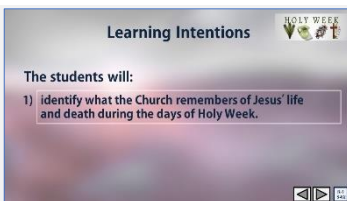
If worksheets are used in this resource these can be printed from PDF files that are available on-line in (lesson) Resource Documents.



#### Slide 1 Remembering what Jesus did in Holy Week

Use this slide as a focussing strategy to introduce the resource topic. Read the title together and invite students to share something they know about Jesus' life and death during Holy Week. Use the symbols in the image as prompts.

Teacher's Notes



#### Slide 2 Learning Intentions

Invite students to suggest ways they could create a quiet, reflective, prayerful atmosphere in the classroom during Holy Week. Provide some symbols, cloths and candles to set up a special prayer focus for Holy Week starting with Passion Sunday symbols and add symbols as the week progresses. Use the gospel readings that describe the events in class prayer each morning and use

Taizé music to help continue this throughout the day. Create wall displays of appropriate images and set aside part of the classroom as a quiet prayer space that can be used during the day.

Remind the students that as Good Friday is a holiday they will need to include the symbols on the prayer focus for that day on Holy Thursday. If you have students who need more RE background on Holy Week, the Level 3 Year 6 Holy Week resources focus on the first 4 days of Holy Week and the Days of the Easter Triduum which you can access on the web.

A suggestion for Holy Thursday morning prayer

<https://www.youtube.com/watch?v=H-PGK4WGmLU>

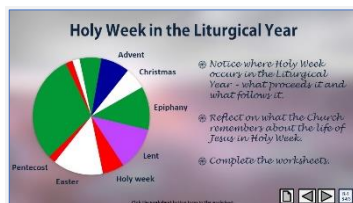
This is the Last Supper spoken in Hebrew with English subtitles (3:07 minutes)

Children could imagine that this is what Jesus' voice sounded like as he prayed over the bread and wine at the Last Supper.

Remember you are a spiritual guide for your class and this is the most important week of the year to let the students see this

For Slide 9 the students will need a copy of their local church Holy Week Schedule.

Teacher's Notes



### Slide 3 Holy Week in the Liturgical Year


If students do not have a copy of the Liturgical Calendar print one for each student and note the colours used to reflect the feasts and seasons. Students could colour them and add them to their RE Learning Journal for reference throughout the year.

Use the pre-test on Sides 3b & 3c to focus on the areas in the Liturgical Year that need particular attention in these 2 Holy Week resources. Explain that all of the 4 gospels include the events of Holy Week so the text on the flip cards is referenced to all of them.

Answer Sheet for the Pre-test - HOW WELL DO I KNOW THE LITURGICAL YEAR?

1. The Liturgical Calendar is the Church's way of re-telling the story of **the life, death and resurrection of Jesus Christ**
2. The season before Holy Week is **Lent**
3. The most solemn 3 days in Holy Week are called **the Paschal Triduum**
4. The longest season in the Liturgical Year is **Ordinary Time**
5. The Feast of Christ the King marks the **end of the Liturgical Year**
6. Lent and Advent are the **Penitential Seasons of the Liturgical Year**
7. 3 major feasts in the Liturgical Year are **Easter, Christmas and Pentecost**
8. Each new Liturgical Year starts on **the first Sunday of Advent**
9. The first day of Lent is **Ash Wednesday**
10. Easter and Christmas are both **celebrations feasts and seasons**
11. The most important feast in the Liturgical Year is **Easter**
12. The Liturgical colours are **purple, yellow, white or gold, green and red**
13. The most solemn week of the Liturgical Year is **Holy Week**
14. The only day Mass cannot be celebrated during the year is **Good Friday**
15. Every Sunday is like another **Easter Sunday**
16. The events of the first Holy Week are celebrated in the **Liturgy**
17. Through the liturgy people can participate in the events of Jesus' life as if **they were actually there participating in them**
18. Easter is not part of Holy Week **because it is a new feast and season**
19. Palm Sunday is now known as **Passion Sunday**
20. At the Last Supper Jesus gave his apostles the greatest commandment which is **to love one another as he has loved them**

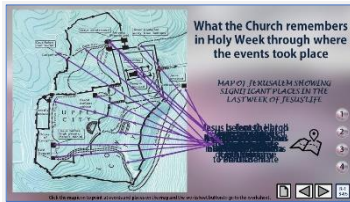
Teacher's Notes



### Slide 4 Rapid Recap of Holy Week

Give each student a black sheet of A4 paper which will be added to their RE Learning Journal. Follow the directions on the slide in order and complete the process and take time to respond to the questions and comments they have about Holy Week.

Teacher's Notes

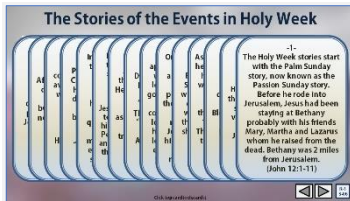


## Slide 5 What the Church remembers in Holy Week through where the events took place

Make a copy of the worksheet for students to mark as they listen to the Holy Week stories as they are told on the flip cards on the next slide - add name and date. Students could research the distances between the places mentioned in the accounts of the Holy Week events. They could also research

what remains of these special places today.

Teacher's Notes

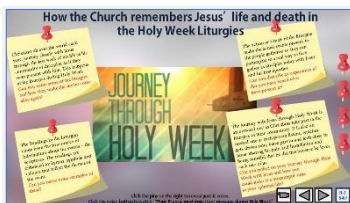


## Slide 6 The Stories of the Events in Holy Week

Students take turns at reading the story from the flip cards and as each place is mentioned they highlight it on the map.

When they have read the flip cards and marked the places on the map ask the children to make a comment about something they learned that surprised them.

Teacher's Notes



## Slide 7 How the Church remembers Jesus' life and death in the Holy Week Liturgies.

This clip provides background information for teachers about the liturgies each day in Holy Week. You may consider parts of it suitable for your class to share. <https://www.youtube.com/watch?v=KM2T9LOKW1c>

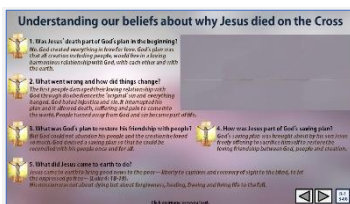
Pope Francis most important message during Holy Week (6:23 minutes)

Use the clip below to help children see how the Pope connects the sufferings of Jesus on Good Friday to the sufferings of people in the world today.

<https://www.youtube.com/watch?v=KM2T9LOKW1c>

Pope Francis most important message during Holy Week (6:23 minutes)

Teacher's Notes

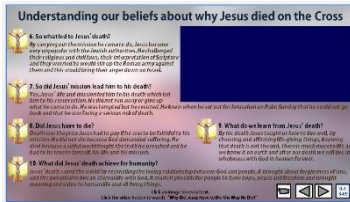


## Slide 8 Understanding our beliefs about why Jesus died on the Cross

Allow time for children to make comments and ask questions about this topic which often confuses people. The explanations given are simple enough to help the children to come to understand this complex Catholic belief. Keep a record of any further questions children ask and seek further information to respond. Remind them that throughout the prayer in the liturgy we hear the

words that repeat our beliefs that helps us to make meaning of Jesus' death and what it means for all Christians. The Creed is a good example to look at.

Teacher's Notes



## Slide 9 Understanding our beliefs about why Jesus died on the Cross

Allow time for children to make comments and ask questions about this topic which often confuses people. The explanations given are simple enough to help the children to come to understand this complex Catholic belief. Keep a record of any further questions children ask and seek further information to respond if necessary. Remind them that throughout the prayer in the liturgy

we hear the words that repeat our beliefs that helps us to make meaning of Jesus' death and what it means for all Christians. The Creed provides good examples to name and discuss their meaning.

**Teachers note - This YouTube clip offers further ideas to increase your understanding of this topic if needed:** <https://www.youtube.com/watch?v=CtcKV65-9uY>

Why Did Jesus Have to Die the Way He Did? (4:37 minutes)

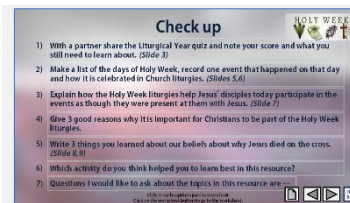
Teacher's Notes



## Slide 10 Holy Week Liturgies in a Church near you

Make arrangements for the posters to be displayed in the parish, the school, the community and in homes. Check liturgy details are correct. Take time this week to pray with the Stations of the Cross in the church. You may like to include washing feet or hands in morning prayer in remembrance of the example Jesus gave to the first disciples and to us as the disciples of today.

Teacher's Notes



## Slide 11 Check Up

This formative assessment strategy will help teachers to identify how well students have achieved the Learning Intentions of the resource.


Teachers can choose how they use the slide in their range of assessment options.

A worksheet of this slide is available for students in Years 5-8 to complete.

The last two items are feed forward for the teacher.

Recording the students' responses to these items is recommended as it will enable teachers to adjust their learning strategies for future resources and target the areas that need further attention.

Teacher's Notes



## Slide 12 Time for Reflection

The MP3 is played to help create a reflective atmosphere and bring the students to stillness and silence as the teacher invites them to *imagine they are in the crowd on Good Friday, they see Jesus and he looks at them with such pain in his eyes – what would they say to him? Keep these words in their heart all though Holy Week especially when they pray.*

Teacher's Notes

### Holy Week in the Liturgical Year

Notice where Holy Week occurs in the Liturgical Year - what precedes it and what follows it.  
 Reflect on what the Church remembers about the life of Jesus in Holy Week.  
 Complete the worksheet.

Name: \_\_\_\_\_ Date: \_\_\_\_\_

Worksheet

Click the navigation icons to go to the next slide.

## Slide 3A Holy Week in the Liturgical Year WORKSHEET

This worksheet relates to slide 3.

Teacher's Notes

### Holy Week in the Liturgical Year

HOW WELL DO I KNOW THE LITURGICAL YEAR?

1. The Liturgical Calendar is the Church's way of retelling the story of ...
2. The season before Holy Week is ...
3. The most solemn 3 days in Holy Week are called the ...
4. The highest season in the Liturgical Year is ...
5. The year of Christ the King starts the ...
6. Lent and Advent are the ...
7. 2 major feasts in the Liturgical Year are ...
8. Each year liturgical year starts on ...
9. The first day of Lent is ...
10. Easter and Christmas are both ...
11. The most important feast in the year is ...

Name: \_\_\_\_\_ Date: \_\_\_\_\_

Worksheet

Click the navigation icons to go to the next slide.

## Slide 3B Holy Week in the Liturgical Year WORKSHEET

This worksheet relates to slide 3.

Teacher's Notes

### Holy Week in the Liturgical Year

HOW WELL DO I KNOW THE LITURGICAL YEAR?

12. The Liturgical colors are ...
13. The most holy week of the Liturgical Year is ...
14. The only day when candles are not used is ...
15. Every Sunday is a feast day ...
16. The events of the Holy Week are celebrated in the ...
17. In the liturgy people can participate in the process of Jesus' life as if they were ...
18. Lent is not part of the Holy Week because ...
19. Holy Week is one season ...
20. At the end of each year the Church has a special commandment which is ...

Total correct: \_\_\_\_ Rate yourself: ☐ VERY WELL ☐ WELL ☐ NOT SO WELL

Name: \_\_\_\_\_ Date: \_\_\_\_\_

Worksheet

Click the navigation icons to go to the next slide.

## Slide 3C Holy Week in the Liturgical Year WORKSHEET

This worksheet relates to slide 3.

Teacher's Notes

What the Church remembers in Holy Week through where the events took place

MAP OF JERUSALEM SHOWING SACRED PLACES OF THE LAST WEEK OF JESUS' LIFE

Name: \_\_\_\_\_ Date: \_\_\_\_\_

Worksheet

Click the navigation icons to go to the next slide.

## Slide 5 What the Church remembers in Holy Week through where the events took place WORKSHEET

This worksheet relates to slide 5

Teacher's Notes

### Check up

Name: \_\_\_\_\_ Date: \_\_\_\_\_

1. What is the purpose of the Liturgical Year? (1 mark)
2. What is the purpose of the Liturgical Year? (1 mark)
3. What is the purpose of the Liturgical Year? (1 mark)
4. What is the purpose of the Liturgical Year? (1 mark)
5. What is the purpose of the Liturgical Year? (1 mark)

Name: \_\_\_\_\_ Date: \_\_\_\_\_

Worksheet

Click the navigation icons to go to the next slide.

## Slide 11 Check Up WORKSHEET

This worksheet relates to slide 11

Teacher's Notes