

SLIDE OVERVIEW – THE LITURGICAL YEAR TE TAU ME ONA RITENGA TAPU

The Season of Lent

Year 7 Resource 2

Print off this slide overview to supplement your planning.

Refer to Teacher's Notes for background information related to the resource content and suggested Teaching and Learning Experiences in the Teacher's book or in the Teacher's material under Resource Notes on the Resource Home Page.

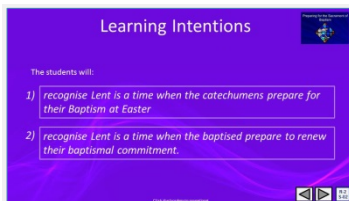
If worksheets are used in this resource these can be printed from PDF files that are available on-line in the (Lesson) Resource Documents.



Slide 1 Lent – Preparing for Baptism

Use this slide as a focussing strategy to introduce the lesson topic. Read the title together and invite students to share something they know about how people prepare for Baptism to become members of the Catholic Church. Teacher's Note: In this lesson be aware of young people who may not be baptised or may be members of other faith communities.

Teacher's Notes



Slide 2 Learning Intentions

Read through the Learning Intentions with the class and identify some ideas/questions that might be explored in the lesson.

Teacher's Notes



Slide 3 What are catechumens?

Reveal the text using the arrow and after reading and discussing each idea watch the clip that will expand students' understanding of what a catechumen is.

Adapt Teaching and Learning Experience 1

Watch the clip 'Message to Catechumens' with Archbishop Anthony Fisher of Sydney.

https://www.youtube.com/watch?v=fcm7_vN1c24

Teacher's Notes



Slide 4 The 5 Stages People go through in the RCIA Programme to become Members of the Catholic Church

Adapt Teaching and Learning Experience 2

Explain that RCIA is the programme and process that is most widely used in the Church to prepare people for baptism.

Use the information on the flip cards to increase students' understanding about the RCIA programme. Note and name the stages that people go through on their journey to being baptised as a member of the Catholic Church. Encourage students to ask questions and share about someone they know who has been part of it.

There is a children's version of the programme which is known as RCIC – the Rite of Christian Initiation for Children.

Both programmes are for groups of people who want to be baptised and become part of the Catholic community. Each parish pastoral area has a team who lead the programme and the catechumens come with their sponsors who are people who will support them on their journey and help them to understand what they are leaning about.

People don't have to know everything before they are baptised because they will continue to learn with other members of the community as they become part of it. This is known as their life –long journey of faith in God. They belong before they believe and it is being part of the community that helps them to understand and experience what living a Catholic way of life is like.

If a child wants to prepare for baptism they need the support of their family whānau. They may be prepared by a catechist/teacher from their school or parish within their school and parish community. Their god parents will support them and be part of their journey to baptism and their life of faith in God.

Teacher's Notes



Slide 5 Lent is the time when Catechumens prepare for their Baptism at Easter

Read the revealed statements and take time to reflect and share the answers to the questions especially the last one.

Teacher's Notes



Slide 6 Renewing your Baptismal Promises

Watch the clip


Renewal of Baptismal Promises

1:57 minutes

<https://www.youtube.com/watch?v=3h-pEo> PM6E

Explain to the students that there are differences in the language used in the Baptismal promises (also referred to as vows) but they all mean the same. See next slide for text.

Teacher's Notes

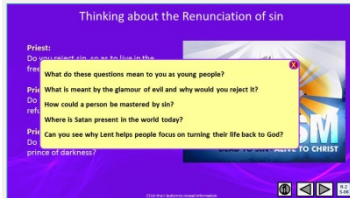


Teacher's Notes

Slide 7 The Baptismal Promises/Vows

Make copies of the worksheets for the students to add to the RE Learning Journals and to refer to during the lesson.

Discuss each promise and what it means and how it would affect the way you live your life.



understand.

Teacher's Note: Satan is understood as the presence of evil and the absence of love. This is present wherever people are treated unfairly, disrespected, hurt in any way, put down, deprived of what they need, live without love and compassion.

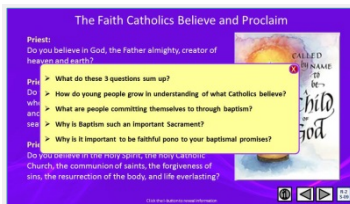
Teacher's Notes

Slide 8 Thinking about the Renunciation of sin

Adapt Teaching and Learning Experience 4

Remind students that if they attend the Easter Vigil Mass in their church they may see the catechumens from their parish pastoral area making their baptismal commitment and they will be able to renew their own.

Use each question as a starter for children to discuss and help each other to



Teacher's Notes

Slide 9 The Faith Catholics Believe and Proclaim

Adapt Teaching and Learning Experiences 3, 4 & 6

Work through the questions on the pop up.

The Baptism Promises are a summary of what Catholics believe and what they proclaim – agree to live by and honour.



Teacher's Notes

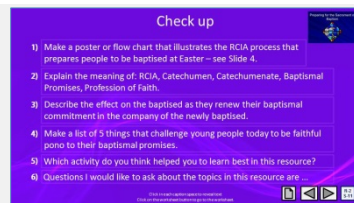
Slide 10 What are the challenges baptised people face in the world today?

Adapt Teaching and Learning Experience 5

Read Acts 7:54-8:3 and work through the revealed text.

Invite students to reflect on the challenges of living a Christian life in ANZ today.

Sing using the MP3 'A new heart for a new world'



Slide 11 Check Up

This formative assessment strategy will help teachers to identify how well students have achieved the Learning Intentions of the resource.

Teachers can choose how they use the slide in their range of assessment options.

A worksheet of this slide is available for students in Years 5-8 to complete.

The last two items are feed forward for the teacher.

Recording the children's responses to these items is recommended as it will enable teachers to adjust their learning strategies for future lessons and target the areas that need further attention.

Teacher's Notes



Slide 12 Time for Reflection

The MP3 is played to help create a reflective atmosphere and bring the young people to stillness and silence as the teacher invites them to reflect *on what influence believing in God and following Jesus each day has in their lives. Bring to mind the ways Baptism changes how you live. Ask yourself what it means to you to be a son or daughter of God?*

Teacher's Notes



Slide 13A Sharing our Learning about LENT with family whānau WORKSHEET

This slide provides some choices for young people to show and share what they have learned. Examples could be photographed as evidence of young people's learning.

You may like to put a copy of the [Sharing our Learning](#) page in young people's RE Learning Journals. You could talk through the choices using the

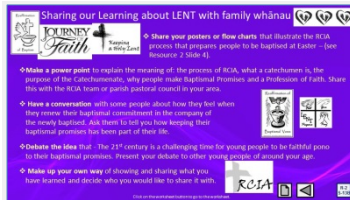
slide and let the young people make their choice from their own copy.

Young people could work on their choice at school and/or at home and you may like to set a day for sharing. Please let parents and whānau know what you expect them to do with this.

The slide is focussed on LENT Year 7 Achievement Objective which is covered in Resources 1-2

LENT Year 7 AO Students will be able to: recognise Lent as a time when people prepare for Baptism and a new way of life of prayer karakia, fasting and almsgiving.

Teacher's Notes



Slide 13B Sharing our Learning about LENT with family whānau WORKSHEET

This slide provides some choices for young people to show and share what they have learned. Examples could be photographed as evidence of young people's learning.


You may like to put a copy of the [Sharing our Learning](#) page in young people's RE Learning Journals. You could talk through the choices using the slide and let the young people make their choice from their own copy.

Young people could work on their choice at school and/or at home and you may like to set a day for sharing. Please let parents and whānau know what you expect them to do with this.

The slide is focussed on LENT Year 7 Achievement Objective which is covered in Resources 1-2

LENT Year 7 AO Students will be able to: recognise Lent as a time when people prepare for Baptism and a new way of life of prayer karakia, fasting and almsgiving.

Teacher's Notes



Slide 7 The Baptismal Promises/Vows WORKSHEET

This worksheet relates to slide 7

Teacher's Notes



Slide 11 Check up WORKSHEET

This worksheet relates to slide 11

Teacher's Notes



Slide 13A Sharing our Learning about LENT with family whānau WORKSHEET

This worksheet relates to slide 13A

Teacher's Notes



Slide 13A Sharing our Learning about LENT with family whānau WORKSHEET

This worksheet relates to slide 13B

Teacher's Notes

Teacher's Notes