

## SLIDE OVERVIEW – THE LITURGICAL YEAR TE TAU ME ONA RITENGA TAPU

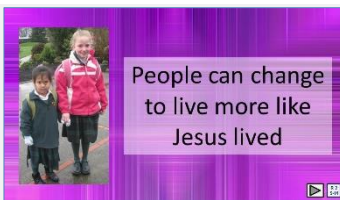
### The Season of LENT

#### Year 2 Resource 2

Print off this slide overview to supplement your planning.

Refer to Teacher's Notes for background information related to the Resource content and suggested Teaching and Learning Experiences in the Teacher's book or in the Teacher's material under Resource Notes on the Resource Home Page.

If worksheets are used in this resource these can be printed from PDF files that are available on-line in the (Lesson) Resource Documents.



#### Slide 1 People can change to live more like Jesus lived

Read the title together and invite children to share something they know about how people can change to live more like Jesus lived and give some examples of this.

Teacher's Notes



#### Slide 2 Learning Intentions

Read through the Learning Intentions with the class and identify some ideas/questions that might be explored in the resource.

Teacher's Notes



#### Slide 3 Lent is a quiet Season to prepare for Jesus' Death and Resurrection

Adapt Teaching and Learning Experience 1

Explain that Lent is the season we are in at present.

Read each item and use the button to generate children's ideas about the Liturgical Year.

Teacher's Notes



#### Slide 4 The colours of the Feasts and Seasons on the Liturgical Calendar

Print a worksheet for each child (you will need to use colour) to complete and keep in their RE Learning Journal to refer to throughout the year.

Teacher's Notes



### Slide 5 Lent is a good time to stop and think

Adapt Teaching and Learning Experience 2

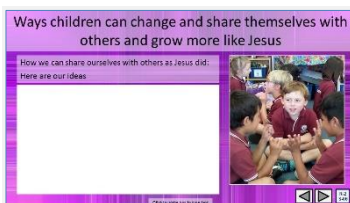
Remind children that Jesus shared himself with others and he wants us to do the same.

Teacher invites the children to sit quietly and think to themselves about these questions:

- Do I share myself with others – do I join in activities?
- How good am I at doing things that others need help with?
- Do I just do what suits me and not bother about others?
- Am I happy to stop what I am doing to help others when they need it?
- How often do I offer to help others – do I always wait for someone to ask me to help?
- Do I notice when others are sad and need someone to care for them

Remind the children that when they share themselves with others they are doing what Jesus did. Jesus will help them to change and become like him.

Teacher's Notes

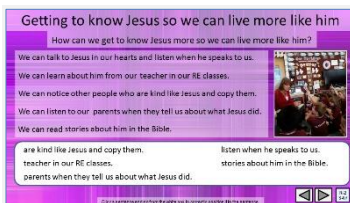


### Slide 6 Ways children can change and share themselves with others and grow more like Jesus

Adapt Teaching and Learning Experiences 2, 3 & 4

Talk about what 'sharing ourselves' means and record children's ideas.

Teacher's Notes



### Slide 7 Getting to know Jesus so we can live more like him

Explain that people who follow Jesus are called Christians and that we are Catholic Christians. We are getting to know Jesus so we can follow him closely and we learn about this especially in LENT.

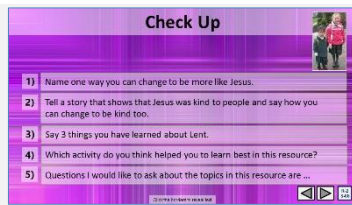
Use the ideas on the slide and the floaters to complete them.

Encourage children to choose one thing they are going to focus on during

Lent to help them live more like Jesus.

Suggest to children that they notice their friends who are living more like Jesus and take time for them to share examples and affirm this.

Teacher's Notes



### Slide 8 Check Up

This formative assessment strategy will help teachers to identify how well children have achieved the Learning Intentions of the resource. Teachers can choose how they use the slide in their range of assessment options.

A worksheet of this slide is available for children in Years 5-8 to complete.

The last two items are feed forward for the teacher.

Recording the children's responses to these items is recommended as it will enable teachers to adjust their learning strategies for future resources and target the areas that need further attention.

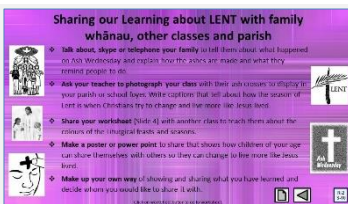
Teacher's Notes



### Slide 9 Time for Reflection

The MP3 is played to help create a reflective atmosphere and bring the children to stillness and silence as the teacher invites them to stillness and silence as the teacher invites them to *think about the ways they are trying live like Jesus lived. Remember how it feels when they do this and imagine Jesus looking at them and smiling because they are one of his good followers.*

Teacher's Notes



### Slide 10 Sharing our Learning about LENT with family whānau, other classes and parish

This slide provides some choices for children to show and share what they have learned. Examples could be photographed as evidence of children's learning.

You may like to put a copy of the [Sharing our Learning](#) page in children's RE

Learning Journals. You could talk through the choices using the slide and let children make their choice from their own copy.

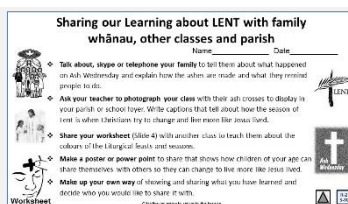
Children could work on their choice at school and/or at home and you may like to set a day for sharing. Please let parents and whānau know what you expect them to do with this.

The slide is focussed on the Year 2 **LENT** Achievement Objective which is covered in Resource 1-2

**Year 2 LENT AO** Children will be able to:

identify **LENT** as a season when Christians try to live more like Jesus lived.

Teacher's Notes



### Slide 10 Sharing our Learning about LENT with family whānau, other classes and parish

This worksheet relates to slide 10

Teacher's Notes

**The colours of the Feasts and Seasons on the Liturgical Calendar**

Name \_\_\_\_\_ Date \_\_\_\_\_

Colour **ADVENT** purple because it is the season to prepare for **CHRISTMAS**.

Colour **CHRISTMAS** yellow because it is a great feast to celebrate.

Colour **ORDINARY TIME** green because it is when we do ordinary things.

Colour **LENT** purple because it is the season to prepare for **EASTER**.

Colour **EASTER** yellow because it is the greatest feast to celebrate in the whole year.

**Worksheet**

**Slide 4 The colours of the Feasts and Seasons on the Liturgical Calendar**  
 This worksheet relates to slide 4

**Teacher's Notes**