

## SLIDE OVERVIEW – THE LITURGICAL YEAR TE TAU ME ONA RITENGA TAPU

Season: Lent

Year 5 Resource 1

Print off this slide overview to supplement your planning.

Refer to Teacher's Notes for background information related to the Resource content and suggested Teaching and Learning Experiences in the Teacher's book or in the Teacher's material under Resource Notes on the Resource Home Page.

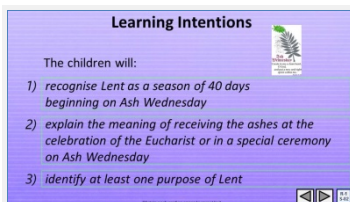
If worksheets are used in this resource these can be printed from PDF files that are available on-line in the Lesson Resource Documents.



### Slide 1 Lent begins on Ash Wednesday

Use this slide as a focussing strategy to introduce the resource topic. Read the title together and invite children to share something they know about the season of Lent and Ash Wednesday.

Teacher's Notes



### Slide 2 Learning Intentions

Read through the Learning Intentions with the class and identify some ideas/questions that might be explored in the resource.

Teacher's Notes



### Slide 3 The Liturgical Year – The Season of Lent

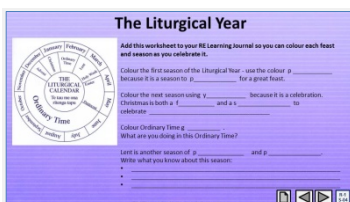
Watch the clip 'So what's the story with Lent' 1:15 minutes

<https://www.youtube.com/watch?v=zAuB-3V46zk>

Follow the slide directions.

Adapt Teaching and Learning Experience 1

Teacher's Notes



### Slide 4 The Liturgical Year

Work through the slide with the class and use the worksheet to consolidate children's knowledge.

Adapt Teaching and Learning Experience 2

Teacher's Notes

**The significance of the number 40 in the Bible**

**40 LENTEN DAYS**

**Why does the season of Lent last for 40 days?**  
The number 40 in the Bible has special spiritual significance.

**Why did the People of Israel spend 40 years wandering in the desert?**  
Their journey to the Promised Land was about the chosen people learning to live God's ways – 40 days was God's number for a time of testing or preparation. The time necessary to achieve something important.

**Why did Moses fast for 40 days before he received the 10 Commandments?**  
Moses fasted in preparation to receive God's Law when he came down from the mountain.

**What happened during the 40 days Jesus spent in the desert?**  
Jesus was led by the Spirit into a time of solitude in the desert straight after his baptism. He fasted among the wild beasts and did not eat. He was tempted by the angels. He was tempted 3 times by Satan but he did not give in. He was focused on preparing to achieve God's plan for him to build God's kingdom on earth.

**Slide 5 The significance of the number 40 in the Bible**  
Read the text on the image then discuss the questions and use the revealed text to extend their thinking.

Teacher's Notes

**Practices in Lent have evolved since Lent started in the early centuries of the Church**

From its early beginnings Lent has been understood to be a special season of prayer, fasting, penance, sacrifice and good works in preparation for the celebration of Easter.

**Prayer, Fasting, Works of Lent**  
**40 Days**

**Slide 6 Practices in Lent have evolved since Lent started in the early centuries of the Church**  
Read through each flip card and ask children to make a question that the flip card answers.  
When completed children tell a partner 3 new things they learned about Lent.  
Adapt Teaching and Learning Experience 3

Teacher's Notes

**Lent begins on Ash Wednesday**

Ashes were an ancient symbol of penance, repentance and sorrow used by the Jews. When people had committed a serious sin they had ashes sprinkled over them and were asked to show they were sorry.

Christians continued the practice as an annual sign of repentance. In an annual service their sins on the day before Lent started, then burned remnants in ashes as they carried out their penance. During Lent, the ashes of those repentance rituals were used to be part of the community at Lent.

The public display of penance has died out but the work continues to remind Christians of their sinfulness and the forgiveness and the grace they receive for the sins they have turned away from following Jesus.

The practice of marking a sign of the cross on the forehead evolved from this and was used on the first day of Lent which then became known as Ash Wednesday.

**Slide 7 Lent begins on Ash Wednesday**  
Read each post-it note and discuss the use of ashes by the early Christians and compare their practices with how ashes are used today as a symbol of penance, repentance and sorrow.  
Prepare a presentation to show how the present day practice of signing people with ashes has evolved and present it at assembly.

Make copies to use of the Children's Home Activity in the Teachers' book p23, or on the resource home page as a home/school link.

Teacher's Notes

**The Purpose of Lent**

- Lent is a time for Christians to think seriously about how well they are following Jesus.
- It is time to recognise your failures to love, to change and to be sorry and repent for them.
- Lent offers opportunities to spend more time in prayer... karakia to deepen their relationship with God Te Atua.
- Doing penance is another Lenten practice to help people turn away from sin and live the values of Jesus.
- Lent is time for a change of heart and to be more open to celebrate the feast of Easter and a new life with Christ.

to change and to be sorry and repent for them, seriously about how well they are following Jesus, people turn away from sin and live the values of Jesus

**Slide 8 The Purpose of Lent**  
Think about why the Church has the season of Lent.  
Read each sentence and suggest some ideas to complete them – add to your thinking using the statements in the box.  
Adapt Teaching and Learning Experience 4

Teacher's Notes



### Slide 9 Being Signed with the Ashes on Ash Wednesday

Before you use the blind ask the children where the ashes used on Ash Wednesday come from?

Use the revealed text to initiate conversations about how it feels to wear ashes on your forehead and suggest what you would say to someone who asks you why you do this.

Photograph children with the ashes on their heads and add the image to the prayer focus for Lent as a reminder of the season.

Discuss the words that are said as the cross is drawn on your forehead and what this means – Turn away from sin and be faithful to the gospel or Remember you are dust and to dust you shall return.

Adapt Teaching and Learning Experience 5.

Teacher's Notes



### Slide 10A Check Up

This formative assessment strategy will help teachers to identify how well children have achieved the Learning Intentions of the resource.

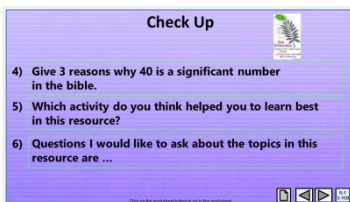
Teachers can choose how they use the slide to assess each item.

A worksheet of this slide is available as an option for children to complete.

The last two items are feed forward for the teacher.

Recording the children's responses to these items is recommended as it will enable teachers to adjust their learning strategies for future resources and target the areas that need further attention.

Teacher's Notes



### Slide 10B Check Up

Add the completed worksheet to RE Learning Journals as evidence of learning.

Teacher's Notes



### Slide 11 Time for Reflection

The MP3 is played to help create a reflective atmosphere and bring the children to stillness and silence as the teacher invites them to *think about how they can use the 40 days of Lent to be more aware of times they are not following Jesus closely. Decide on one thing they can do to change this and try to do it each day.*

Teacher's Notes

**The Liturgical Year**

Add this worksheet to your RE Learning Journal so you can colour each feast and season as you celebrate it.

Colour the first season of the liturgical year. Use the colour of p. because it is a season of p. for a great feast.

Colour the next season of the liturgical year. Use the colour of p. because it is a celebration. Christmas is both a p. and a p. celebrate.

Colour Ordinary Time p. What are you doing in this Ordinary Time?

Lent is another season of p. Write what you know about this season:

Name: \_\_\_\_\_

Date: \_\_\_\_\_

Worksheet

### Slide 4 The Liturgical Year WORKSHEET

This worksheet relates to slide 4.

Teacher's Notes

**Check Up**

- Tell a partner 5 things you know about Lent.
- Make a poster to explain the meaning of ashes and their use in Lent as a sign of sorrow and repentance.
- Explain the reason why we have the season of Lent and name 3 ways it can help people to grow and change and follow Jesus more closely.
- Give 2 reasons why 40 is a significant number in the bible.
- Which activity do you think helped you to learn best in this resource?
- Questions I would like to ask about the topics in this resource are...

Name: \_\_\_\_\_

Date: \_\_\_\_\_

Worksheet

### Slide 10 Check Up WORKSHEET

This worksheet relates to slide 10.

Teacher's Notes