

SLIDE OVERVIEW – THE LITURGICAL YEAR TE TAU ME ONA RITENGA TAPU

Season: Lent

Year 6 Resource 3

Print off this slide overview to supplement your planning.

Refer to Teacher's Notes for background information related to the Resource content and suggested Teaching and Learning Experiences in the Teacher's book or in the Teacher's material under Resource Notes on the Resource Home Page.

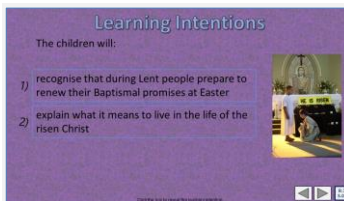
If worksheets are used in this resource these can be printed from PDF files that are available on-line in the (Lesson) Resource Documents.



Slide 1 Renewed in the Risen Life of Christ

Use this slide as a focussing strategy to introduce the resource topic. Read the title together and invite children to share something they know about renewing their commitment to living their baptismal promises in the risen Christ.

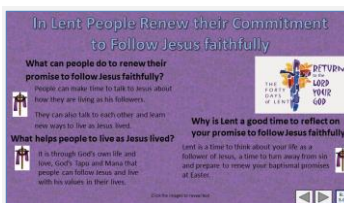
Teacher's notes



Slide 2 Learning Intentions

Read through the Learning Intentions with the class and identify some ideas/questions that might be explored in the resource.


Teacher's notes



Slide 3 In Lent People Renew their Commitment to Follow Jesus Faithfully

Give children a chance to make their own responses to each question and then reveal the black text by clicking on the cross and discuss each statement. Invite children to make up a hint that children of their age could use to remind themselves to live as Jesus lived.

Teacher's notes



Slide 4 Recalling the Rituals of Baptism in the Baptismal Ceremony

Adapt Teaching and Learning Experience 1

Use the images and reveal the text to help children revise what they know about the baptism rite.

Children name each part of the ritual then read and discuss the reveal text.

Watch the clip 'What is Lent all about' 2:55 minutes

<https://www.youtube.com/watch?v=pb9OMeGzyRg>

Teacher's notes




Slide 5 Being Renewed in the Life of the Risen Christ

Adapt Teaching and Learning Experience 3

Work through bullet points on pop up and refer to previous slide to help relate the baptism rituals to sharing in the new life of Jesus after his resurrection.

Use a white T shirt to symbolise the new risen life of Christ.

Teacher's notes



Slide 6 Imagine St Paul writing this to the Christians in Colossae while he was imprisoned

Read the excerpts of the text from Paul's letter on the slide using the pointer. Invite children to explain the connection between Paul's message in his letter and taking on the new life of the risen Christ.

Make copies of the worksheet and distribute them around the class for children to read in pairs.

As they read the letter they highlight the virtues that describe what it means to be clothed in the life of the risen Christ.

Invite children to name some negative behaviour which are opposite to the virtues named in the reading such as – anger, resentment, hatred, abusive language, manipulation, lies, jealousy, put-downs, sarcasm, criticism – children can suggest others. Explain that these are the behaviours that St Paul tells people to get rid of so they can put on the new life of the risen Christ.

Teacher's notes



Slide 7 At Baptism People put on a White Garment to show they are putting on the New Life of Christ

Copy and distribute the white garment worksheet to each child.

Refer to the Colossians reading on the worksheet from the previous slide and decorate the white garment that symbolises the new life of Christ with words

and phrases that describe what it means to be clothed in the new life of the risen Christ, and to live with the virtues he lived with.

Teacher's notes




Slide 8 Are these the virtues someone living the life of the Risen Christ live by?

Respond to the title question and follow the directions.

Make a display with the artworks to share your learning.

Teacher's notes




Slide 9 Letting the Virtues of Jesus become your normal way of being by ...

Use the flip cards to expand children's thinking about developing the virtues Jesus lived by and demonstrated so they become their normal way of living in the world.

Explain that the attitudes and values that we live by come from our belief in Jesus and how he lived and treated people. Our beliefs are summarised in our baptismal promises which was when we first put on the life of the risen Christ and we have to remind ourselves that the white garment we wore when we were baptised is a sign of the way we want to live all through our lives. Lent is the time we think about this deeply.

Sing using the MP3 'We Believe'

Teacher's notes



Slide 10 Check Up

This formative assessment strategy will help teachers to identify how well children have achieved the Learning Intentions of the resource.

Teachers can choose how they use the slide to assess each item.

A worksheet of this slide is available as an option for children to complete.

The last two items are feed forward for the teacher.

Recording the children's responses to these items is recommended as it will enable teachers to adjust their learning strategies for future resources and target the areas that need further attention.


Teacher's notes



Slide 11 Time for Reflection

The MP3 is played to help create a reflective atmosphere and bring the children to stillness and silence as the teacher invites them to *reflect on what it means to take on the life of Jesus after he rose*. Use this time to wonder how well they are living with the virtues Jesus lived with as St Paul wrote about in his letter to the Colossians. Try to keep these in their mind so they can live by them every day as their normal way of being.

Teacher's notes



Slide 12 Sharing our Learning about LENT with family whānau, other classes and parish WORKSHEET

This slide provides some choices for children to show and share what they have learned. Examples could be photographed as evidence of children's learning.

You may like to put a copy of the Sharing our Learning page in children's RE Learning Journals. You could talk through the choices using the slide and let children make their choice from their own copy.

Children could work on their choice at school and/or at home and you may like to set a day for sharing. Please let parents and whānau know what you expect them to do with this.

The resource is focussed on the YR 6 LENT Achievement Objective which is covered in Resources 1-3.

YR 6 LENT AO Children will be able to:

recognise LENT as a time of spiritual growth and renewal in the risen life of Christ both for individuals and the Church community.

Teacher's notes

Imagine St Paul writing this to the Christians in Colossae while he was imprisoned

Name: _____ Date: _____

As God's chosen ones, holy and beloved, clothe yourselves with compassion, kindness, humility, meekness and patience.

Bear with one another and if anyone has a complaint against another, forgive each other.

Just as the Lord has forgiven you, so you also must forgive.

Above all, clothe yourselves with love, which binds everything together in perfect harmony.

Let the peace of Christ rule in your hearts, to which indeed you were called in the one body, and be thankful. Let the word of Christ dwell in you richly; teach one another in all wisdom, and with gratitude in your hearts sing psalms, hymns and spiritual songs to God.

And whatever you do, in word and deed, do everything in the name of the Lord Jesus, giving thanks to God the Father through him.

Worksheet

Slide 6 Imagine St Paul writing this to the Christians in Colossae while he was imprisoned WORKSHEET

This worksheet relates to slide 6

Teacher's notes

At Baptism People put on a White Garment to show they are putting on the New Life of Christ

Name: _____ Date: _____



Worksheet

Slide 7 At Baptism People put on a White Garment to show they are putting on the New Life of Christ WORKSHEET

This worksheet relates to slide 7

Teacher's notes

Check up

Name: _____ Date: _____

1) Why is Lent a good time to prepare to receive your Baptismal promises?

2) Name the 5 letters St Paul promises in his letter to the Colossians that describe what living with the Three Christmasses.

3) Which activity do you think helped you to learn best in this resource?

4) What does each deed in the baptismal ceremony tell us about sharing in the new life of Jesus after he rose from the dead?

5) Why is spiritual growth and renewal important for the followers of Jesus?

6) Questions I would like to ask about the topics in this resource are ...

Worksheet

Slide 10 Check up WORKSHEET

This worksheet relates to slide 10

Teacher's notes

Sharing our Learning about LENT with family whānau, other classes and parish

Name: _____ Date: _____

Complete a presentation to share your understanding of the meaning of the word Lent and how it is a season of renewal and what people can do to help them grow spiritually and receive their Baptism. Include an explanation of the periods of Lent in the Northern and Southern Hemispheres.

Write a conversation with someone about what Jesus said in Luke 9:53 and what it means for children of your age in using your voice and support others to carry their cross.

Complete a tip about getting rid of negative words and behaviours. Try to get each other closer about it one week, then with prayer in your heart and long prayers, tears and spiritual songs, lift the negativity your spirit to give in the new life of Christ.

Make up your own way of drawing and sharing what you have learned and decide whom you would like to show it with.

Worksheet

Slide 12 Sharing our Learning about LENT with family whānau, other classes and parish WORKSHEET

This worksheet relates to slide 12

Teacher's notes