

SLIDE OVERVIEW – THE LITURGICAL YEAR TE TAU ONA RITENGA TAPU

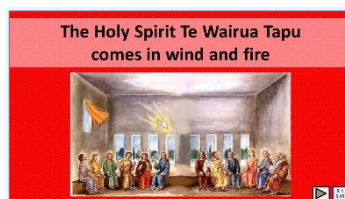
The Feast of PENTECOST

Year 2 Resource 1

Print off this slide overview to supplement your planning.

Refer to Teacher's Notes for background information related to the lesson content and suggested Teaching and Learning Experiences in the Teacher's book or in the Teacher's material under Lesson Notes on the Lesson Home Page.

If worksheets are used in this lesson these can be printed from PDF files that are available on-line in lesson resources.

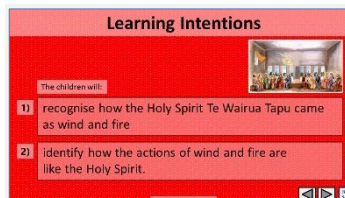


Slide 1 The Holy Spirit Te Wairua Tapu comes in wind and fire

Use this slide as a focussing strategy to introduce the resource topic. Read the title together and invite children to share something they know about the story of Pentecost when the Holy Spirit came in wind and fire to the followers of Jesus.

Read the Bible story about Pentecost during class prayer this week.

Teacher's Notes



Slide 2 Learning Intentions

Read through the Learning Intentions with the class and identify some ideas/questions that might be explored in the resource.

Teacher's Notes




Slide 3 What we know already about the feasts and seasons in the Liturgical Year

Follow the directions on the slide and share your responses.

Use the pointer to notice where the feasts and seasons occur.

Say something you know about each one.

Teacher's Notes



Slide 4 The Story of Pentecost

Read through the questions on the pop up.

Watch the clip

https://www.youtube.com/watch?v=lqG_lvZHU-A

Animated

The Holy Spirit Comes (includes some miracles that happened after Pentecost)

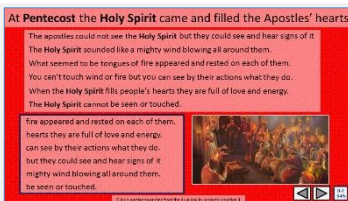
2:57 minutes

Responses to the questions

- 1) The 11 apostles and Jesus' mother, Mary – she was his first follower.
- 2) Jesus is not there because he has returned to God his Father in heaven – revise Ascension story.
- 3) Jesus told them he would send his Spirit – they are wondering when he will come.
- 4) The picture shows the signs of the Holy Spirit coming - you can see the dove and the mighty wind moving the curtain.
- 5) The apostles can hear the sound of the wind and soon the tongues of fire will come and rest on them.

Look at the questions again and add any new things you learned from the clip.

Teacher's Notes



Slide 5 At Pentecost the Holy Spirit came and filled the Apostles' hearts

Read each statement and decide the correct statement to complete it. Check them using the floater.

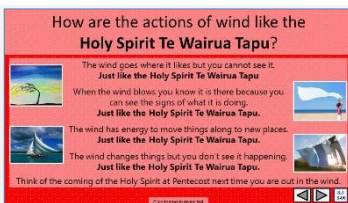
Read the completed sentences and discuss what they tell about

the story.

ANSWERS

- 1) D, 2) E, 3) A, 4) C, 5) B, 6) F

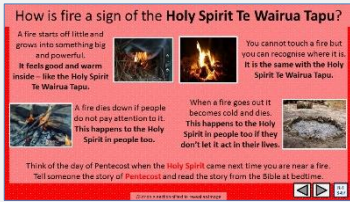
Teacher's Notes



Slide 6 How are the actions of wind like the Holy Spirit Te Wairua Tapu?

Read the title and then each revealed text and explain that wind is a good way to think about the Holy Spirit because you can't see it but you can see what it does.

Teacher's Notes




Slide 7 How is fire a sign of the Holy Spirit Te Wairua Tapu?
 Read the question in the title and then each revealed text. Notice how the fire changes. Explain that fire is also a good way to think about the Holy Spirit because you need to give attention to it keep it going. In the same way, if people don't let the Spirit work in their hearts and lives helping them to live like Jesus, it can die out.

Teacher's Notes



Slide 8 How did the Holy Spirit change the apostles?
 Read each post it and say how the Holy Spirit changed the apostles.

Teacher's Notes



Slide 9 The Holy Spirit helps people to love and care for others as Jesus did
 Find each word in the sentence below on the matrix and highlight it in the sentence **and** in the Word Find.
 The Holy Spirit helps people to follow Jesus by being kind and loving to others especially when they are sad or lonely.

Teacher's Notes



Slide 10 How can children of your age show the Holy Spirit is in your heart?
 Answer the title question by following the directions on the slide. Sing using the MP3 'Holy Spirit Song'.

Teacher's Notes



Slide 11 Check Up

This formative assessment strategy will help teachers to identify how well children have achieved the Learning Intentions of the resource.

Teachers can choose how they use the slide in their range of assessment options.

A worksheet of this slide is available for children in Years 5-8 to complete.

The last two items are feed forward for the teacher.

Recording the children’s responses to these items is recommended as it will enable teachers to adjust their learning strategies for future resources and target the areas that need further attention.

Teacher’s Notes



Slide 12 Time for Reflection

The MP3 is played to help create a reflective atmosphere and bring the children to stillness and silence as the teacher invites them to *remember something they have done yesterday or today that shows that the Holy Spirit is in their heart helping them to do the*

kind things Jesus did when he lived on earth to help others.

Teacher’s Notes



Slide 7 The Holy Spirit helps people to love and care for others as Jesus did WORKSHEET

This worksheet relates to slide 7.

Teacher’s Notes